

Name: \_\_\_\_\_

# The Car Trip

By Ruth Donnelly

We are going on a trip.  
Not on a plane! Not in a ship!  
We will ride in our new car.  
Buckle up - we will go far.



## Preview

Please log in to download  
the printable version of this worksheet.


Quiet, now. Don't make a peep.  
Baby brother's fast asleep.  
I'm as quiet as a mouse ...  
And here we are - at Grandma's house!



Name: \_\_\_\_\_

# The Car Trip

By Ruth Donnelly



1. Where is the family going?

---



**Preview**  
Please log in to download  
the printable version of this worksheet.

4. What does sister say?

---

5. What kind of car does the family have?

a. old car

b. slow car


c. new car

d. fast car

Name: \_\_\_\_\_

# The Car Trip

By Ruth Donnelly



Color the stop light.

The top light is red.

The middle light is yellow.

The bottom light is green.



## Preview

Please log in to download  
the printable version of this worksheet.

If you could go on a car trip, where would you want to go?

\_\_\_\_\_

Why would you want to go to this place?

\_\_\_\_\_


\_\_\_\_\_

\_\_\_\_\_

## ANSWER KEY

# The Car Trip

By Ruth Donnelly



1. Where is the family going?

**to grandma's house (also accept "on a trip")**

---



# Preview

Please log in to download  
the printable version of this worksheet.

**drive slow (also accept slow, slow, slow )**

---

4. What does sister say?

**"Are we there yet?"**

---

5. What kind of car does the family have?

a. old car

b. slow car

**c. new car**

d. fast car