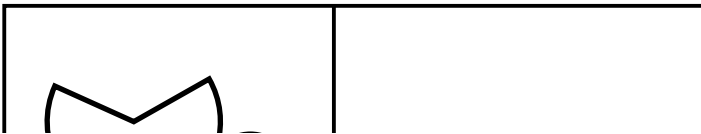

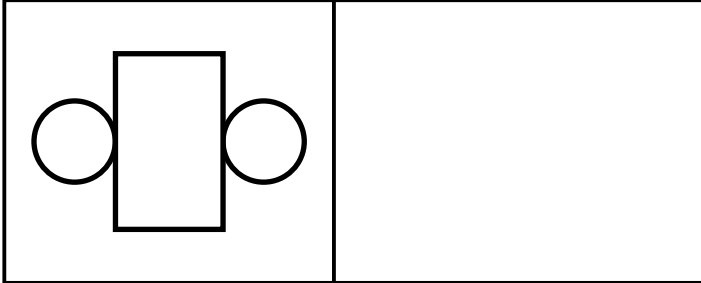


Name: _____

Nets

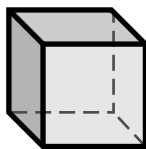
Cut out the solid shapes and glue them into the box next to the matching net.



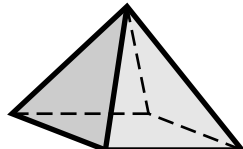
~ PREVIEW ~

Please log in or register to download the printable version of this worksheet.

Super Teacher Worksheets - www.superteacherworksheets.com



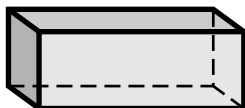
cube



rectangular pyramid



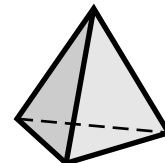
cylinder



rectangular prism



cone

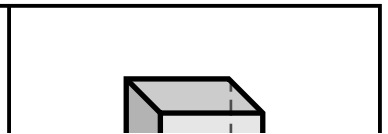
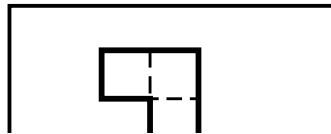
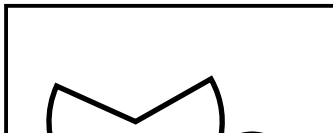
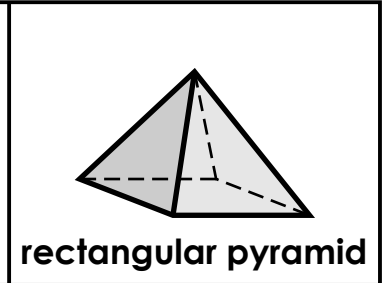
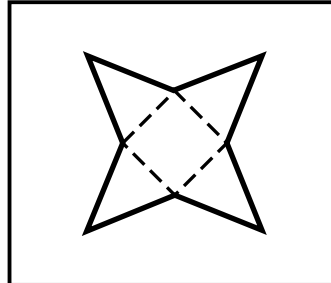
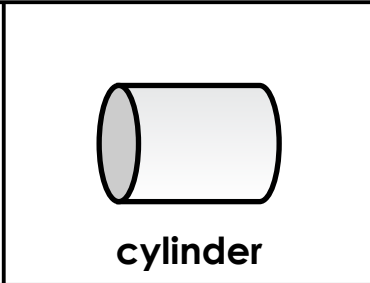
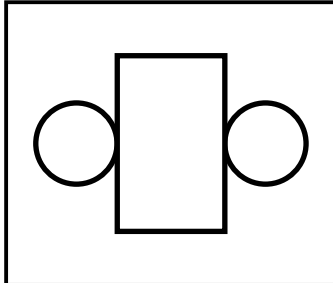


triangular pyramid

ANSWER KEY

Nets

Cut out the solid shapes and glue them into the box next to the matching net.



~ PREVIEW ~

Please log in or register to download the printable version of this worksheet.

rectangular pyramid

rectangular prism