

Catching Fireflies Activity

Objective: In this activity, students will practice sorting words into the correct word families.

Materials: Firefly word cut-outs (included), word family labels (included), six small mason jars.




Directions: Cut out all the firefly words on pages 2-4 of this file. (Optional: you can also fill out the blank fireflies with words of your own choosing.) Mix up all the firefly words on a flat surface to make sure they are randomized. Sort all the firefly words into the correct word family mason jars.






Helpful Hints: There are many ways you can change up this activity for kids. Here are a few ideas:

- Set a timer and have students try to beat the clock.
- Ask students to read the words aloud as they sort them into the correct jars.
- Use the blank fireflies on pages 6-7 of this file to make your own words for the word families included in this activity, or use the blank labels to make additional word family mason jars.


Catching Fireflies Activity



Catching Fireflies Activity



Catching Fireflies Activity



Catching Fireflies Activity

AIL

EAT













IGHT

OOK

UB

OAT

Catching Fireflies Activity



Catching Fireflies Activity

