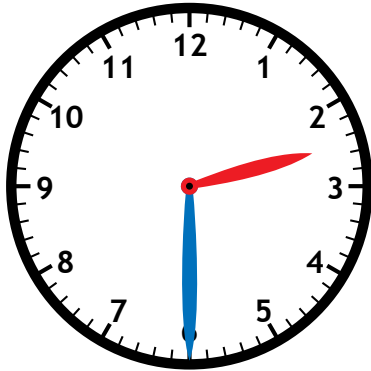


# 1. Telling Time

30 Minute Intervals

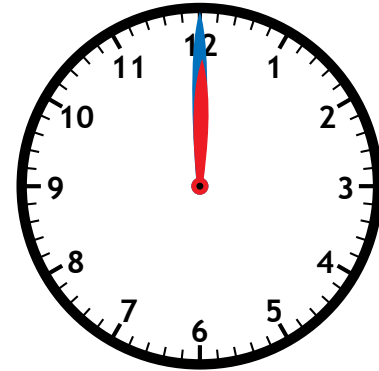
What time is shown on the clock?



# 2. Telling Time

30 Minute Intervals

What time is shown on the clock?

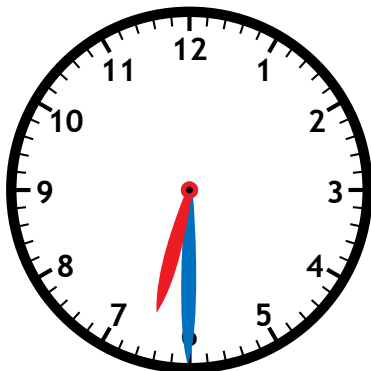


# Preview

Please log in to download the printable version of this worksheet.

30 Minute Intervals

What time is shown on the clock?

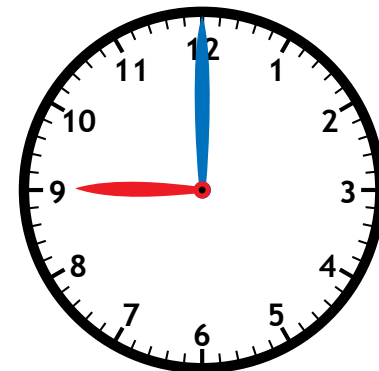


•  
•

\_\_\_\_\_

30 Minute Intervals

What time is shown on the clock?



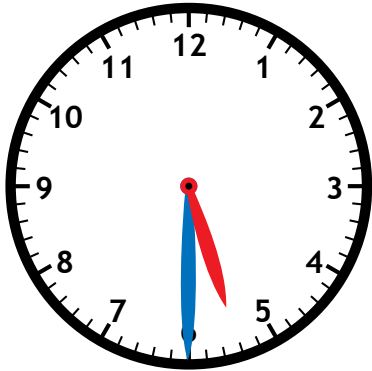
•  
•

\_\_\_\_\_

# 5. Telling Time

30 Minute Intervals

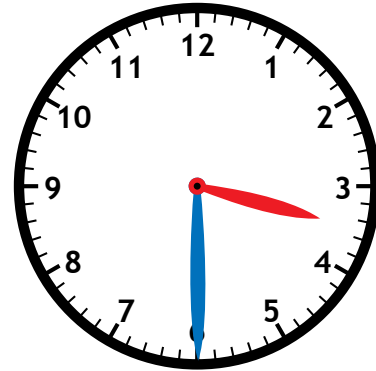
What time is shown on the clock?



# 6. Telling Time

30 Minute Intervals

What time is shown on the clock?

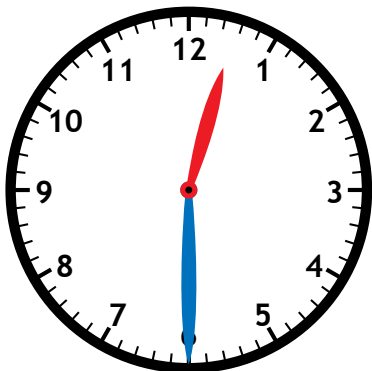


# Preview

Please log in to download the printable version of this worksheet.

30 Minute Intervals

What time is shown on the clock?

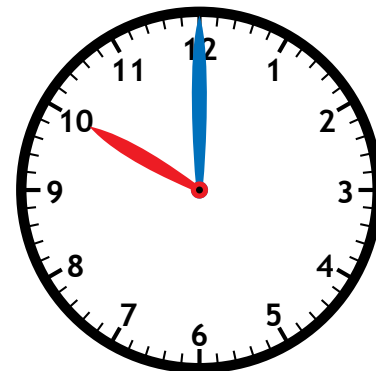


•  
•

\_\_\_\_\_

30 Minute Intervals

What time is shown on the clock?



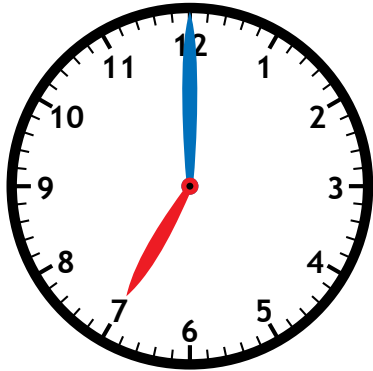
•  
•

\_\_\_\_\_

# 9. Telling Time

30 Minute Intervals

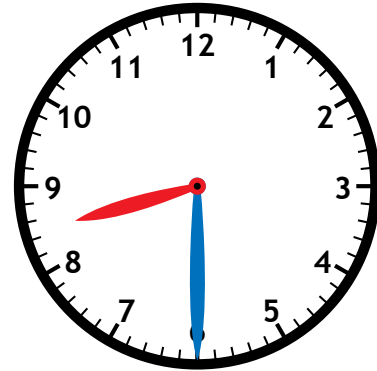
What time is shown on the clock?



# 10. Telling Time

30 Minute Intervals

What time is shown on the clock?

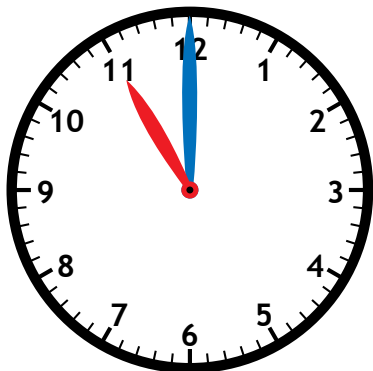


# Preview

Please log in to download the printable version of this worksheet.

30 Minute Intervals

What time is shown on the clock?

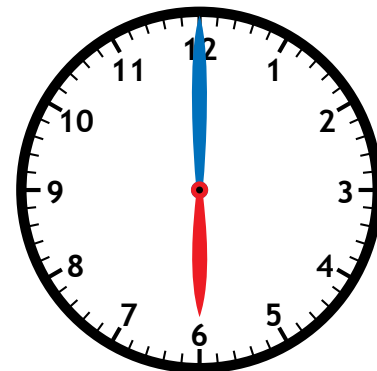


•  
•

\_\_\_\_\_

30 Minute Intervals

What time is shown on the clock?



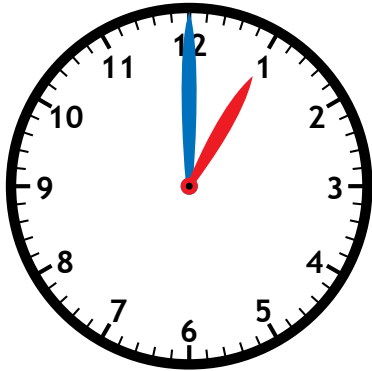
•  
•

\_\_\_\_\_

# 13. Telling Time

30 Minute Intervals

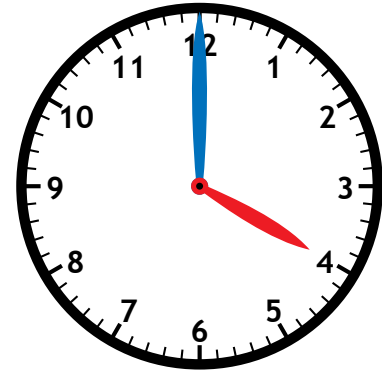
What time is shown on the clock?



# 14. Telling Time

30 Minute Intervals

What time is shown on the clock?

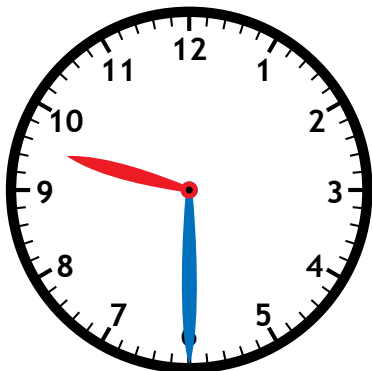


# Preview

Please log in to download the printable version of this worksheet.

30 Minute Intervals

What time is shown on the clock?

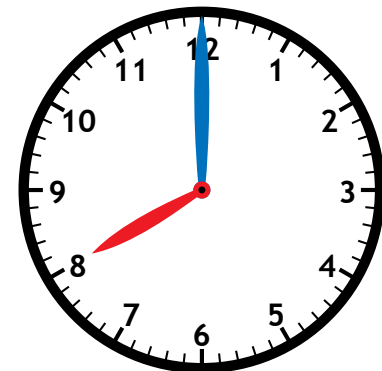


⋮

\_\_\_\_\_

30 Minute Intervals

What time is shown on the clock?



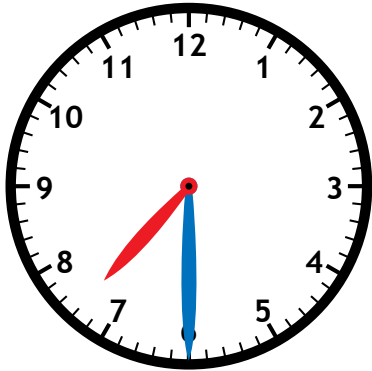
⋮

\_\_\_\_\_

# 17. Telling Time

30 Minute Intervals

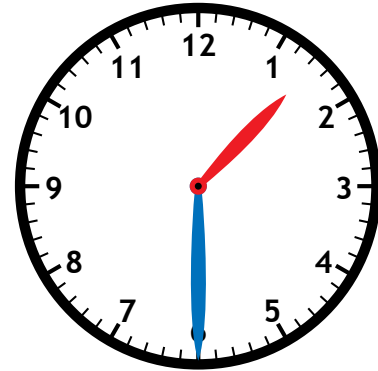
What time is shown on the clock?



# 18. Telling Time

30 Minute Intervals

What time is shown on the clock?

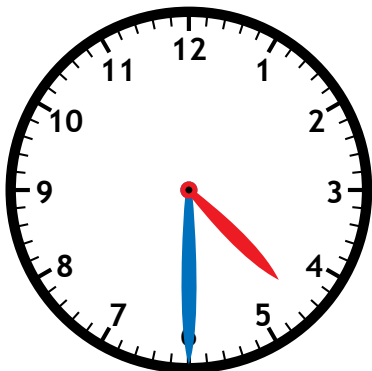


# Preview

Please log in to download the printable version of this worksheet.

30 Minute Intervals

What time is shown on the clock?

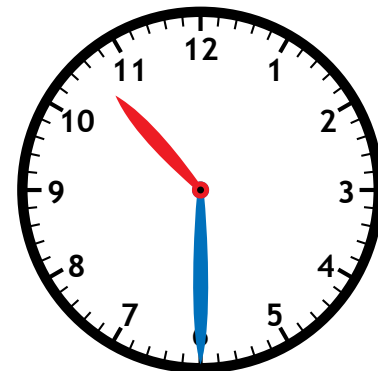


•  
•

\_\_\_\_\_

30 Minute Intervals

What time is shown on the clock?



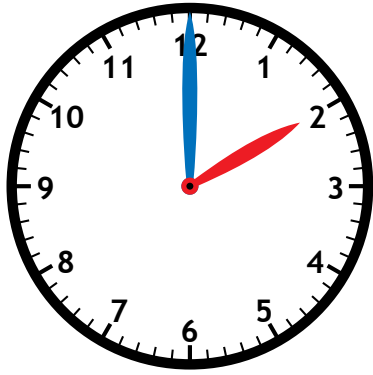
•  
•

\_\_\_\_\_

## 21. Telling Time

30 Minute Intervals

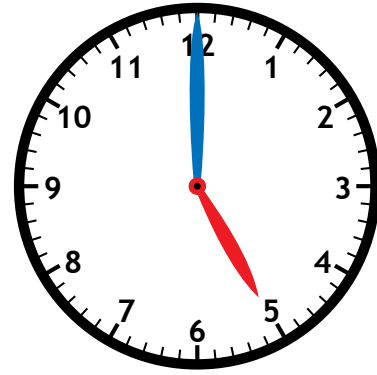
What time is shown on the clock?



## 22. Telling Time

30 Minute Intervals

What time is shown on the clock?

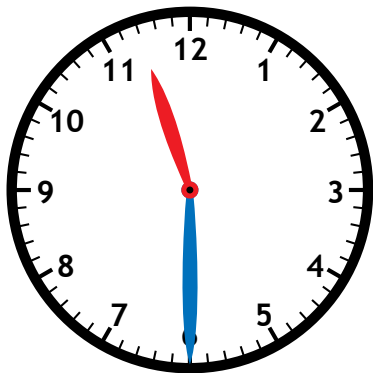


# Preview

Please log in to download the printable version of this worksheet.

30 Minute Intervals

What time is shown on the clock?

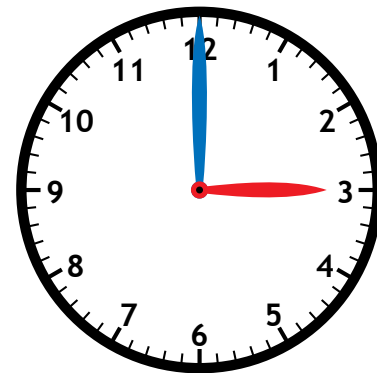


•  
•

\_\_\_\_\_

30 Minute Intervals

What time is shown on the clock?



•  
•

\_\_\_\_\_

Name: \_\_\_\_\_

# Task Cards: Telling Time

1. \_\_\_\_\_

13. \_\_\_\_\_

2. \_\_\_\_\_

14. \_\_\_\_\_

3. \_\_\_\_\_

15. \_\_\_\_\_

4. \_\_\_\_\_

16. \_\_\_\_\_



# Preview

Please log in to download  
the printable version of this worksheet.

8. \_\_\_\_\_

20. \_\_\_\_\_

9. \_\_\_\_\_

21. \_\_\_\_\_

10. \_\_\_\_\_

22. \_\_\_\_\_

11. \_\_\_\_\_

23. \_\_\_\_\_

12. \_\_\_\_\_

24. \_\_\_\_\_

## Task Cards: Telling Time

1. 2:30

13. 1:00

2. 12:00

14. 4:00

3. 6:30

15. 9:30

4. 9:00

16. 8:00



# Preview

Please log in to download  
the printable version of this worksheet.

8. 10:00

20. 10:30

9. 7:00

21. 2:00

10. 8:30

22. 5:00

11. 11:00

23. 11:30

12. 6:00

24. 3:00



# Task Cards: Telling Time

This file contains 24 clock task cards.

All cards have pictures of analog clocks. Students will tell what time is shown on each clock.

There are countless ways to use task cards in your classroom.

Here are a few ideas:

## 1. Math Learning Center

Place all of the cards on a table in the classroom. Small groups of 3 to 5 students can visit the table and solve the problems on the task cards. They can complete them in any order they'd like. You can have them do as many, or as few, problems as you



# Preview

Please log in to download  
the printable version of this worksheet.

## 4. Classroom Scavenger Hunts

Place task cards all around the room. (Examples: on the classroom door, attached to a student's chair, hanging from the classroom bookshelf) Students must search for the cards and solve the math problems.

## 5. Morning Challenge

Place all of the task cards in a basket. When students enter the classroom in the morning, they choose one card from the basket to solve.

## 6. Interactive White Board Lessons

If you have a document camera attached to an interactive white board, you can display task cards for students to solve.

## 7. Extra Help

Have a parent, friend, or volunteer sit with individual students who need extra help. They can practice by solving the problems on the task cards together.