




Telling Time

Cut out the clock face below. Then cut out the minute hand, the hour hand, and the minute tabs on the next page. Using a brass fastener, attach the minute hand and hour hand onto the clock face. Glue the minute tabs in the correct positions on the clock face.

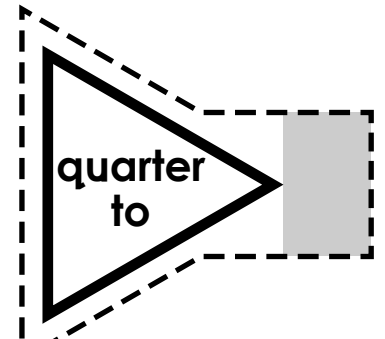
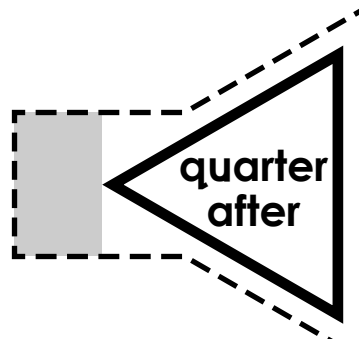
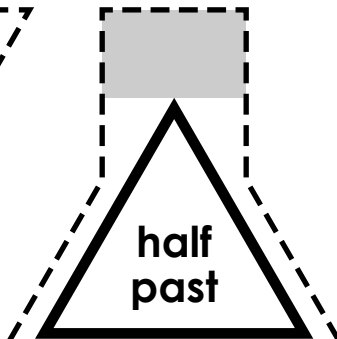
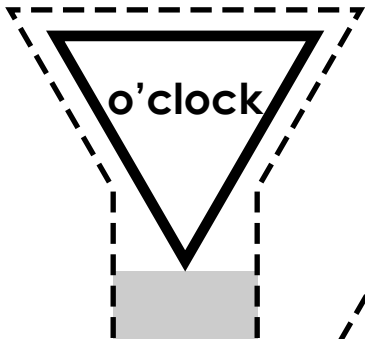
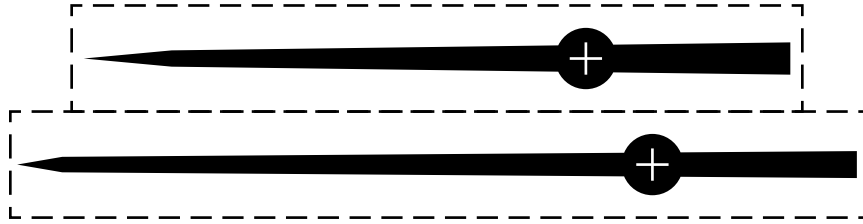


Preview

Please log in to download
the printable version of this worksheet.



Telling Time



Preview
Please log in to download the printable version of this worksheet.

