



Telling Time

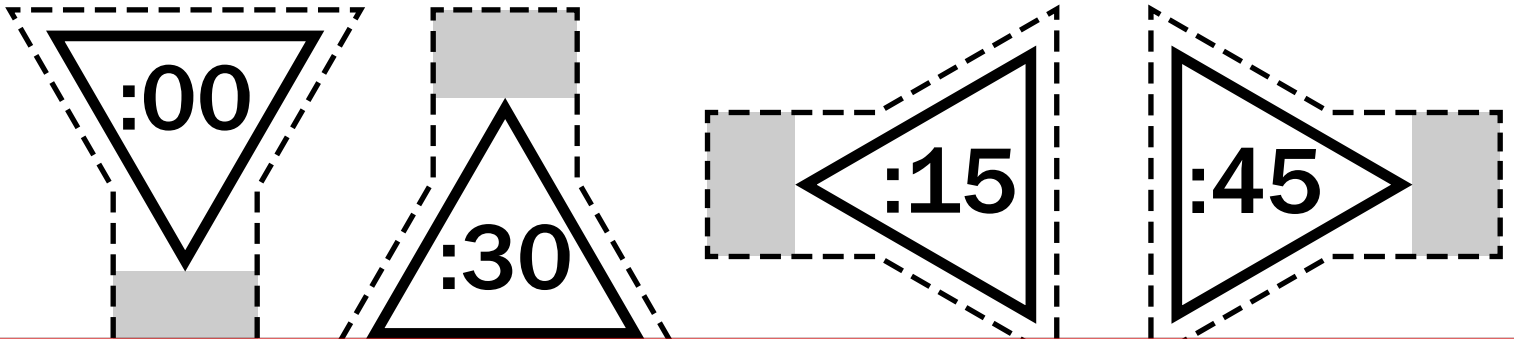
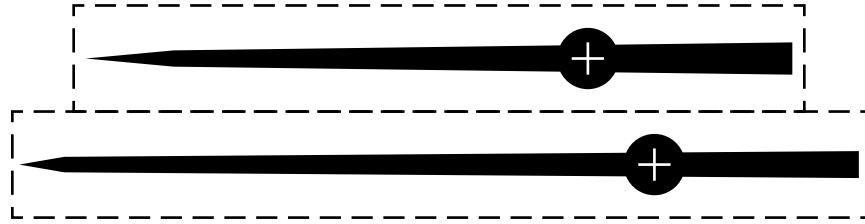
Cut out the clock face below. Then cut out the minute hand, the hour hand, and the minute tabs on the next page. Using a brass fastener, attach the minute hand and hour hand onto the clock face. Glue the minute tabs in the correct positions on the clock face.



~ PREVIEW ~

Please log in or register to download the printable version of this worksheet.





~ PREVIEW ~

Please log in or register to download the printable version of this worksheet.

