

Name: _____

Math Puzzle Picture

Solve the equations below. Then cut out the picture squares. Match the number printed on the picture squares to your answers below and glue them in place to unscramble the mystery picture.

$$\begin{array}{r} 48 \\ - 6 \\ \hline \end{array}$$

$$\begin{array}{r} 75 \\ - 19 \\ \hline \end{array}$$

$$\begin{array}{r} 83 \\ - 48 \\ \hline \end{array}$$

$$\begin{array}{r} 28 \\ - 19 \\ \hline \end{array}$$



Preview

Please log in to download
the printable version of this worksheet.

$$\begin{array}{r} 32 \\ - 12 \\ \hline \end{array}$$

$$\begin{array}{r} 51 \\ - 24 \\ \hline \end{array}$$

$$\begin{array}{r} 84 \\ - 6 \\ \hline \end{array}$$

$$\begin{array}{r} 85 \\ - 72 \\ \hline \end{array}$$

$$\begin{array}{r} 35 \\ - 9 \\ \hline \end{array}$$

$$\begin{array}{r} 98 \\ - 23 \\ \hline \end{array}$$

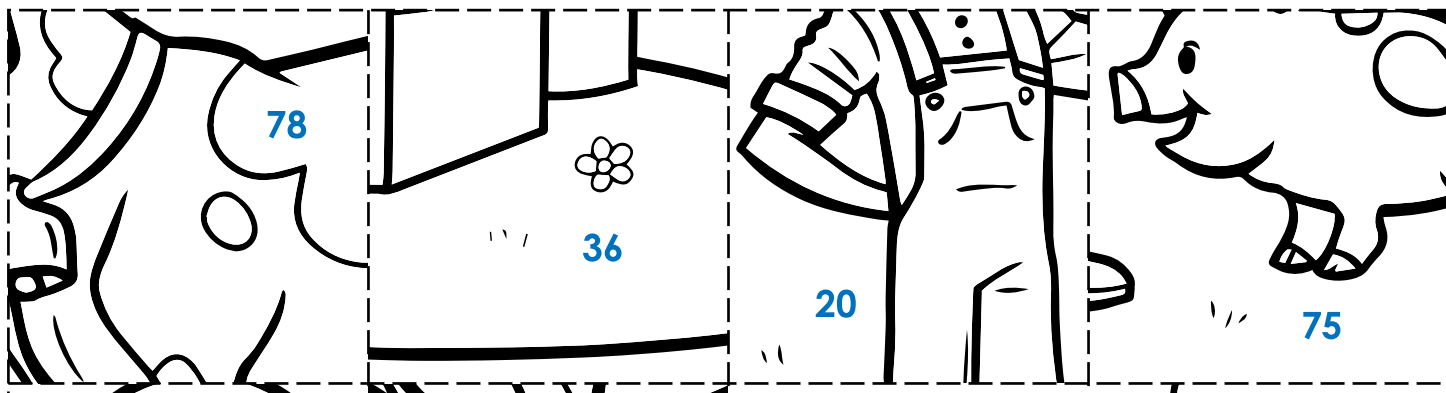
$$\begin{array}{r} 76 \\ - 39 \\ \hline \end{array}$$

$$\begin{array}{r} 91 \\ - 5 \\ \hline \end{array}$$

Name: _____


Math Puzzle Picture

Solve the equations below. Then cut out the picture squares. Match the number printed on the picture squares to your answers below and glue them in place to unscramble the mystery picture.




Preview

Please log in to download the printable version of this worksheet.



Math Puzzle Picture

Note to teachers: You may wish to keep page 2 until after page 1 has been completed to prevent estimating or getting the answers by studying the puzzle.

			
	56	35	



				
	75	37		