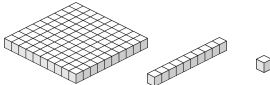
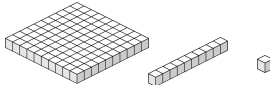


# Subtraction Blocks

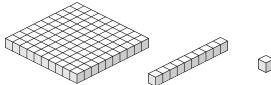
Use place value blocks to subtract. Trade hundreds for tens and tens for ones.

a. 

3	4	6
- 1	8	5
<hr/>		

b. 

9	2	2
- 4	5	6
<hr/>		

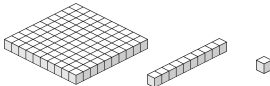
c. 

5	3	4
- 3	5	7
<hr/>		

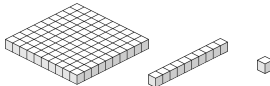


# ~ PREVIEW ~

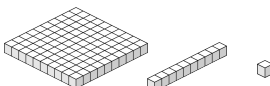
Please log in or register to download the printable version of this worksheet.

g. 

8	5	8
- 5	6	9
<hr/>		

h. 

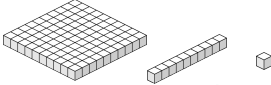
4	1	6
- 2	7	1
<hr/>		

i. 

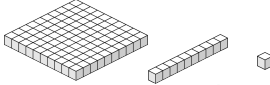
6	2	0
- 1	8	9
<hr/>		

# Subtraction Blocks

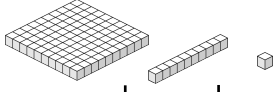
Use place value blocks to subtract. Trade hundreds for tens and tens for ones.

a. 

4	9	1
- 2	6	8
<hr/>		

b. 

7	2	5
- 3	5	9
<hr/>		

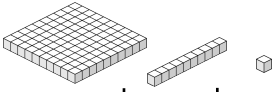
c. 

8	0	7
- 1	5	0
<hr/>		

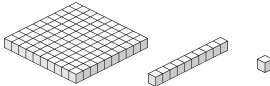


# ~ PREVIEW ~

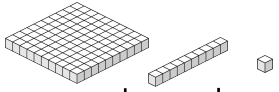
Please log in or register to download the printable version of this worksheet.

g. 

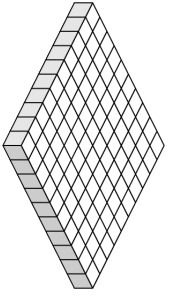
8	1	7
- 2	5	4
<hr/>		

h. 

5	4	0
- 4	3	6
<hr/>		

i. 

6	7	1
- 1	9	1
<hr/>		



Hundreds

# ~ PREVIEW ~

Please log in or register to download the printable version of this worksheet.

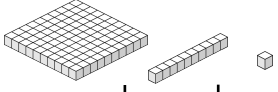


Ones

## Subtraction Blocks

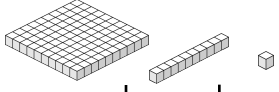
Use place value blocks to subtract. Trade hundreds for tens and tens for ones.

a.



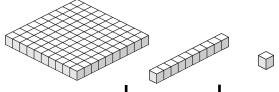
3	4	6
- 1	8	5
<b>1</b>	<b>6</b>	<b>1</b>

b.



9	2	2
- 4	5	6
<b>4</b>	<b>6</b>	<b>6</b>

c.



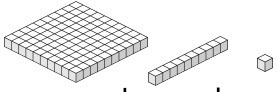
5	3	4
- 3	5	7
<b>1</b>	<b>7</b>	<b>7</b>



# ~ PREVIEW ~

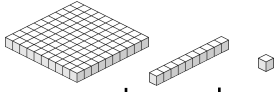
Please log in or register to download the printable version of this worksheet.

g.



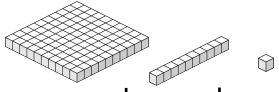
8	5	8
- 5	6	9
<b>2</b>	<b>8</b>	<b>9</b>

h.



4	1	6
- 2	7	1
<b>1</b>	<b>4</b>	<b>5</b>

i.

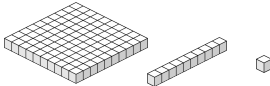


6	2	0
- 1	8	9
<b>4</b>	<b>3</b>	<b>1</b>

## Subtraction Blocks

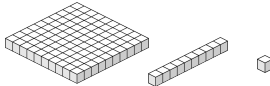
Use place value blocks to subtract. Trade hundreds for tens and tens for ones.

a.



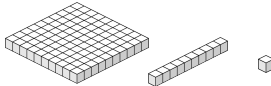
4	9	1
- 2	6	8
<b>2</b>	<b>2</b>	<b>3</b>

b.



7	2	5
- 3	5	9
<b>3</b>	<b>6</b>	<b>6</b>

c.



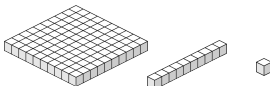
8	0	7
- 1	5	0
<b>6</b>	<b>5</b>	<b>7</b>



# ~ PREVIEW ~

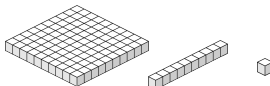
Please log in or register to download the printable version of this worksheet.

g.



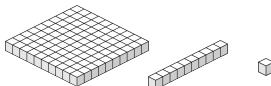
8	1	7
- 2	5	4
<b>5</b>	<b>6</b>	<b>3</b>

h.



5	4	0
- 4	3	6
<b>1</b>	<b>0</b>	<b>4</b>

i.



6	7	1
- 1	9	1
<b>4</b>	<b>8</b>	<b>0</b>