


Name: _____

Stem-and-Leaf Plots

Use the information in the stem-and-leaf plot to answer the questions.

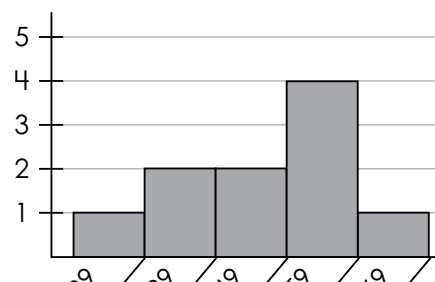
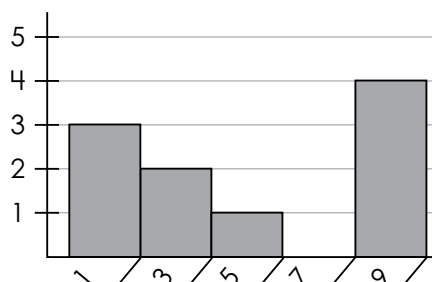
Most of Mrs. Solomon's students are away on a chorus field trip. She assigns a packet of questions to the students who are still in class. The number of questions each student completes by the end of class is shown in the table below.



Total Questions Answered

stem	leaf
2	9
3	8 9
4	4 8
5	0 1 2 2

Circle the histogram that displays the same data.



Preview

Please log in to download the printable version of this worksheet.


- How many students answered fewer than 45 questions? _____
- What percent of students answered at least 50 questions? _____
- What is the range? _____
- What is the mode? _____
- What is the median? _____
- What is the mean? Show your work below. _____

ANSWER KEY

Stem-and-Leaf Plots

Use the information in the stem-and-leaf plot to answer the questions.

Most of Mrs. Solomon's students are away on a chorus field trip. She assigns a packet of questions to the students who are still in class. The number of questions each student completes by the end of class is shown in the table below.



**Total Questions
Answered**

Circle the histogram that displays the same data.

stem | leaf

5 + _____

5 + _____

Preview

Please log in to download
the printable version of this worksheet.



10

10

10.7