

Name: _____

Measures of Center and Variability

Measures of center summarize all data points with a single number. Measures of variability summarize how much data points vary from one another.

Write **C** (center) or **V** (variability) to identify each statistical measure.


_____ mode _____ mean _____ range _____ median

Calculate the requested statistical measure for each data set.

1. Find the mode.

2. Find the range.

32 36 63 39 46 32 23 35 53



Preview

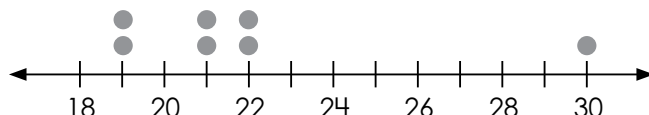
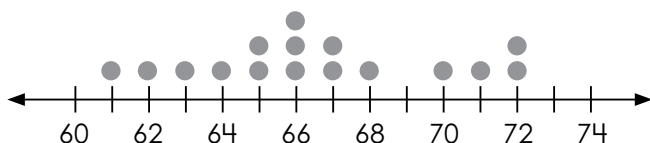
Please log in to download the printable version of this worksheet.

mean: _____

mode: _____

5. Find the median.

6. Find the mean.

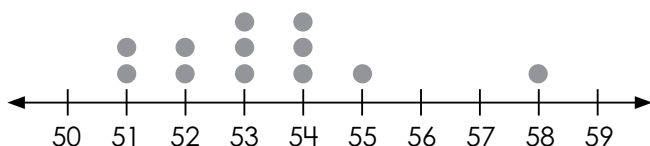


median: _____

mean: _____

7. Find the range.

8. Find the median.



18, 11, 7, 4, 11, 15, 19, 25

range: _____

median: _____

ANSWER KEY

Measures of Center and Variability

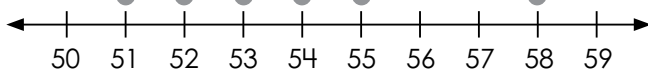
Measures of center summarize all data points with a single number. Measures of variability summarize how much data points vary from one another.

Write **C** (center) or **V** (variability) to identify each statistical measure.

 C mode **C** mean **V** range **C** median

Preview

Please log in to download
the printable version of this worksheet.



range: **7**

median: **13**