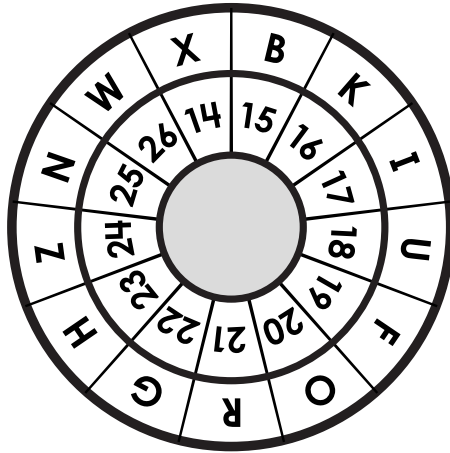
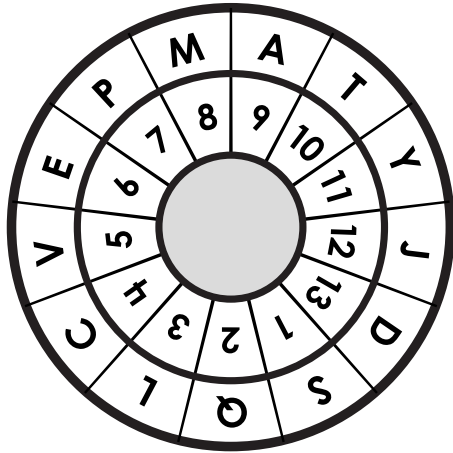


Name: _____

Wisconsin Facts

Use the decoders below to reveal the state facts.



☆	⊗	*	◎	♡
0	1	2	3	4

⊗	△	■	◎	😊
5	6	7	8	9



Preview

Please log in to download the printable version of this worksheet.

Fact 2

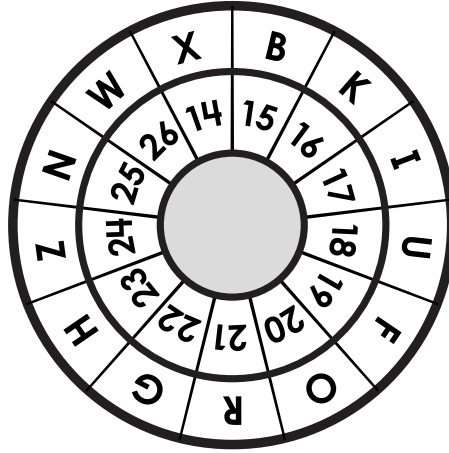
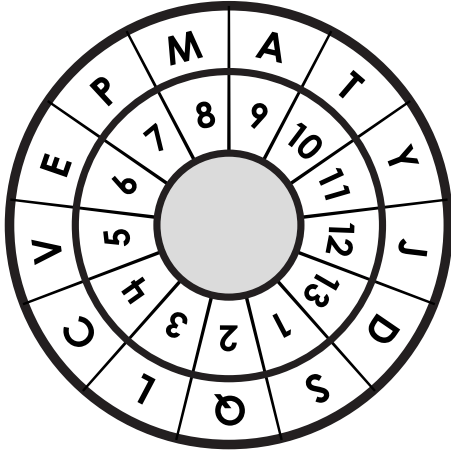
,

$\frac{26}{17} \frac{1}{4} \frac{20}{25} \frac{1}{17} \frac{25}{1} \frac{1}{10} \frac{9}{10} \frac{6}{9} \frac{25}{17} \frac{8}{9} \frac{3}{1}$
 $\frac{17}{1} \frac{10}{23} \frac{6}{15} \frac{9}{13} \frac{22}{6} \frac{21}{10} \frac{23}{6} \frac{1}{10} \frac{9}{10} \frac{6}{6}$
 $\frac{15}{17} \frac{21}{13} \frac{17}{1} \frac{10}{23} \frac{6}{9} \frac{8}{6} \frac{21}{17} \frac{4}{9} \frac{25}{25}$
 $\frac{21}{20} \frac{15}{17} \frac{25}{25}$

ANSWER KEY

Wisconsin Facts

Use the decoders below to reveal the state facts.



☆	⊗	*	◎	♡
0	1	2	3	4

⊗	△	■	◎	😊
5	6	7	8	9



Preview

Please log in to download the printable version of this worksheet.

Fact 2

W I S C O N S I N ' S **S T A T E** **A N I M A L**
 26 17 1 4 20 25 1 17 25 1 1 10 9 10 6 9 25 17 8 9 3
I S **T H E** **B A D G E R .** **T H E** **S T A T E**
 17 1 10 23 6 15 9 13 22 6 21 10 23 6 1 10 9 10 6
B I R D **I S** **T H E** **A M E R I C A N**
 15 17 21 13 17 1 10 23 6 9 8 6 21 17 4 9 25
R O B I N .
 21 20 15 17 25