
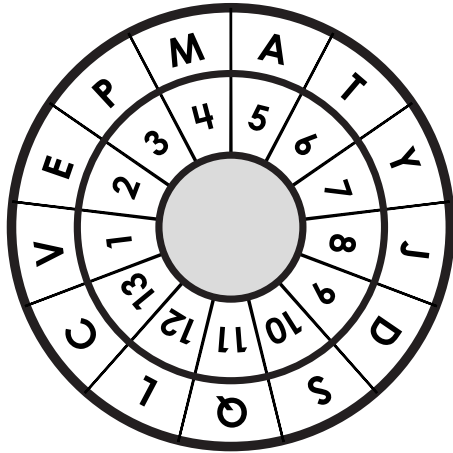


Name: _____

Georgia Facts

Use the decoders below to reveal the state facts.



☆	⊗	*	◎	♡
0	1	2	3	4

⊗	△	■	◎	😊
5	6	7	8	9



Preview

Please log in to download the printable version of this worksheet.

Fact 2

$\frac{6}{25} \frac{2}{2}$ $\frac{10}{6} \frac{5}{6} \frac{2}{2}$ $\frac{21}{12} \frac{22}{15} \frac{2}{23}$ $\frac{22}{21}$

$\frac{24}{2} \frac{22}{23} \frac{24}{19} \frac{5}{19} \frac{10}{6} \frac{25}{2}$ $\frac{13}{25} \frac{2}{23} \frac{22}{18} \frac{2}{2}$


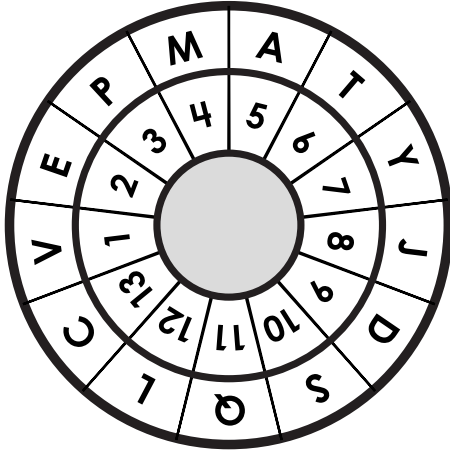
$\frac{23}{22} \frac{10}{2} \cdot \frac{6}{25} \frac{2}{10} \frac{6}{5} \frac{6}{2}$ $\frac{17}{19} \frac{23}{9} \frac{19}{10}$

$\frac{6}{25} \frac{2}{17} \frac{23}{22} \frac{15}{14}$ $\frac{6}{25} \frac{23}{5} \frac{10}{25} \frac{2}{23} \cdot$

ANSWER KEY

Georgia Facts

Use the decoders below to reveal the state facts.



☆	⊗	*	◎	♡
0	1	2	3	4

⊗	△	■	◎	😊
5	6	7	8	9



Preview

Please log in to download the printable version of this worksheet.

Fact 2

T H E S T A T E F L O W E R O F
6 25 2 10 6 5 6 2 21 12 22 15 2 23 22 21

G E O R G I A I S T H E C H E R O K E E
24 2 22 23 24 19 5 19 10 6 25 2 13 25 2 23 22 18 2 2

R O S E . T H E S T A T E B I R D I S
23 22 10 2 6 25 2 10 6 5 6 2 17 19 23 9 19 10

T H E B R O W N T H R A S H E R .
6 25 2 17 23 22 15 14 6 25 23 5 10 25 2 23