

Word Slider

Spelling Level B: List 22

Step 1

Print both pages of this file on card stock. Cut out the picture and letter strip.

Step 2


Make slits in the picture by cutting along the dotted lines in the center of the penguin.

Step 3

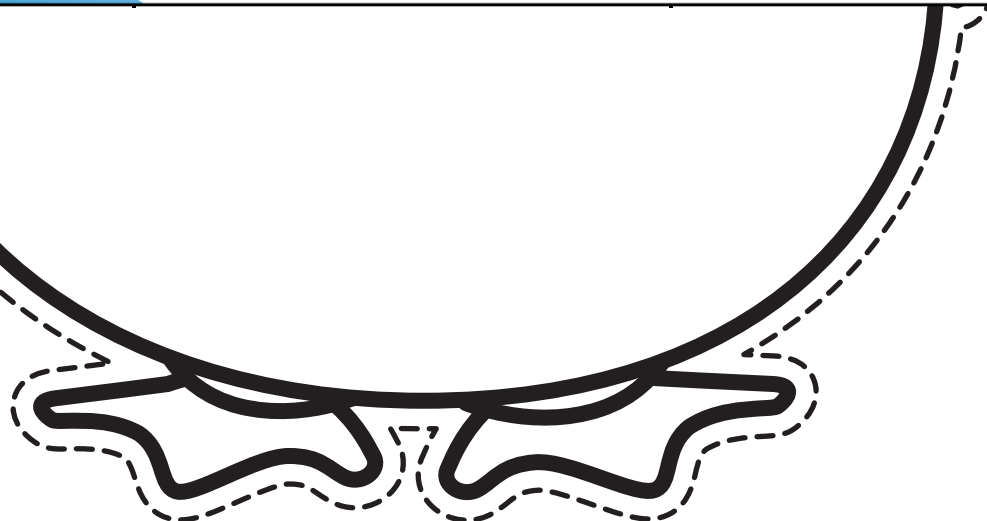
Color your slider. Weave the letter strip through the penguin. Students can slide the strip up and down to view words.

Step 4

Students work in pairs. Read the words to a partner. The partner spells the word. Then they switch roles.



Preview
Please log in to download
the printable version of this worksheet.



Word Slider

Spelling Level B: List 22

car

are


hard

start

jar

cord

more



Preview

Please log in to download
the printable version of this worksheet.

down ❖

round ❖

forward ★

party ★

Spelling Level B: List 22