



STATES OF MATTER

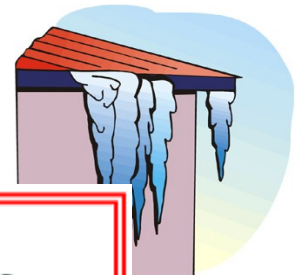
SOLID
LIQUID
GAS



milk (inside the carton)



table



icicles

oxygen

paper

carbon dioxide

 **PREVIEW** ~
Please log in or register to download the printable version of this worksheet.

juice

helium

maple syrup

gasoline

sand

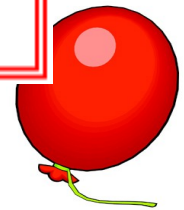
light bulb



paint (inside the can)



snowflakes



air (inside the balloon)



hot air (inside the balloon)



ice cube



ketchup (inside the bottle)

States of Matter Sorting Activity

Materials: construction paper (about 9" x 12")
picture and words (previous page)
scissors
glue

Procedure: Fold the construction paper into three equal columns.

Students cut out all of the words and pictures on the previous page.

At the top, glue the title: States of Matter.

At the top of the columns, glue the words: solid, liquid, gas.

Glue the rest of the pictures and words in the correct columns.

