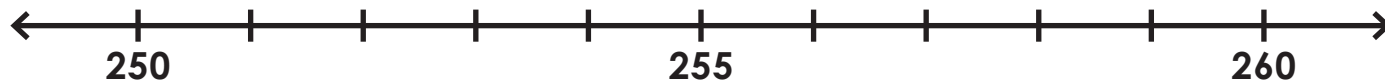


Name: \_\_\_\_\_

## Rounding

Find 256 on the number line and label it.



Is 256 closer to 250 or 260? \_\_\_\_\_

What is 256 rounded to the nearest ten? \_\_\_\_\_

Find 731 on the number line and label it.



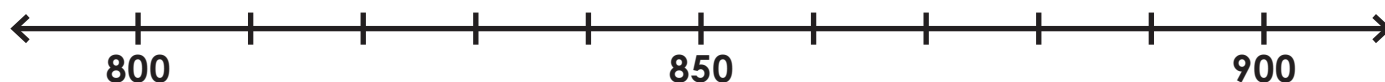
# Preview

Please log in to download  
the printable version of this worksheet.

Is 474 closer to 470 or 480? \_\_\_\_\_

What is 474 rounded to the nearest ten? \_\_\_\_\_

Find 873 on the number line and label it.



Is 873 closer to 800 or 900? \_\_\_\_\_

What is 873 rounded to the nearest hundred? \_\_\_\_\_

**Rounding**

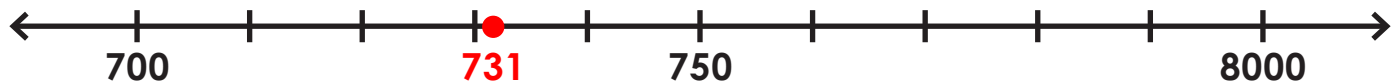
Find 256 on the number line and label it.



Is 256 closer to 250 or 260? 260

What is 256 rounded to the nearest ten? 260

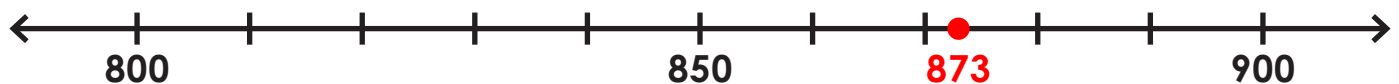
Find 731 on the number line and label it.



Is 474 closer to 470 or 480? 470

What is 474 rounded to the nearest ten? 470

Find 873 on the number line and label it.



Is 873 closer to 800 or 900? 900

What is 873 rounded to the nearest hundred? 900