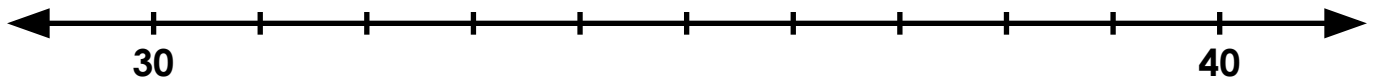
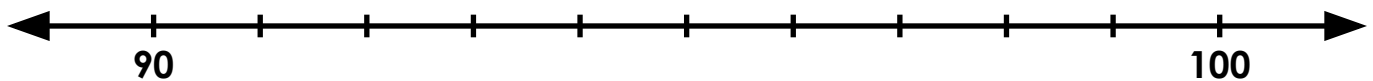


Name: _____

Rounding to the Nearest Ten



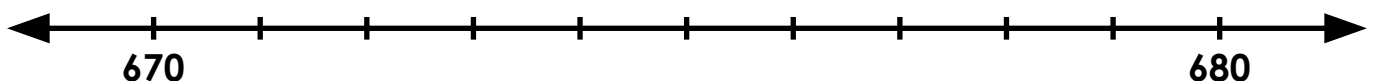
- Step 1:** On the number line, circle the number 40 with a blue crayon.
Step 2: On the number line, circle the number 30 with a red crayon.
Step 3: On the number line, fill in all the missing numbers.
Step 4: Underline all the numbers that round up to 40 with a blue crayon.
Step 5: Underline all the numbers that round down to 30 with a red crayon.



~ PREVIEW ~

Please log in or register to download the printable version of this worksheet.

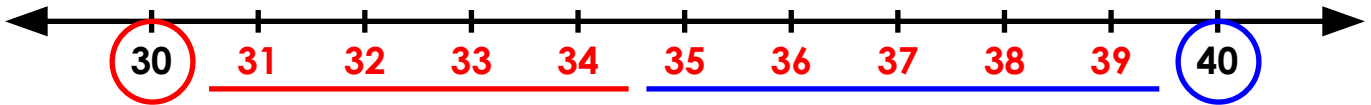
- Step 1:** On the number line, circle the number 560 with a purple crayon.
Step 2: On the number line, circle the number 570 with a brown crayon.
Step 3: On the number line, fill in all the missing numbers.
Step 4: Underline all the numbers that round up to 570 with a brown crayon.
Step 5: Underline all the numbers that round down to 560 with a purple crayon.



- Step 1:** On the number line, circle the number 680 with a yellow crayon.
Step 2: On the number line, circle the number 670 with a black crayon.
Step 3: On the number line, fill in all the missing numbers.
Step 4: Underline all the numbers that round up to 680 with a yellow crayon.
Step 5: Underline all the numbers that round down to 670 with a black crayon.

ANSWER KEY

Rounding to the Nearest Ten



Step 1: On the number line, circle the number 40 with a blue crayon.



~ PREVIEW ~

Please log in or register to download the printable version of this worksheet.

Step 1: On the number line, circle the number 680 with a yellow crayon.

Step 2: On the number line, circle the number 670 with a black crayon.

Step 3: On the number line, fill in all the missing numbers.

Step 4: Underline all the numbers that round up to 680 with a yellow crayon.

Step 5: Underline all the numbers that round down to 670 with a black crayon.