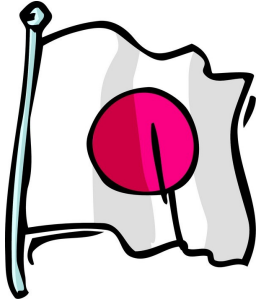


Name: _____



A Flag of Many Faces

by Kelly Hashway



Phoebe drummed her pencil on the desk as she stared at the blank paper in front of her. The assignment was easy enough. All she had to do was draw the flag of the country that best represented her nationality. But Phoebe was eight different nationalities. She didn't have one that was more dominant than the others.

"Take y
"Everyone wil
Luncheon ne
Phoebe

PREVIEW
Please log in or register to download
the printable version of this worksheet.




Phoebe saw flags for Ireland, Italy, England, China, Vietnam, and South Africa. Why couldn't she be like everyone else?


"Is there a problem, Phoebe?" Mr. Flynn asked, walking over to Phoebe's desk.

"I don't know what to draw. I'm eight different nationalities." Phoebe lowered her head.

"Well, then choose which ever one you'd like," Mr. Flynn said with a smile.

How am I supposed to choose just one? Phoebe wondered. She flipped through the flags in her textbook before turning back to her blank





paper. She had all the necessary materials to make the flag. Pencil, markers, ruler. She picked up the ruler and got an idea. She divided her paper flag into eight equal sections. Then she drew a small flag for each of her nationalities.

“Phoebe, which flag did you decide to draw?” Mr. Flynn asked several minutes later.

Phoebe held up her flag. “All of them. They’re all part of who I am, so I couldn’t choose just one.”



“Cool!” Jeffrey said, leaning over for a closer look at Phoebe’s flag. “I want t

“Me, to


“I think



~ PREVIEW ~
Please log in or register to download
the printable version of this worksheet.

Phoebe smiled. She couldn’t wait to wave her flag at the parade.

Name: _____



A Flag of Many Faces

by Kelly Hashway



1. Why were the students in Phoebe's class making flags?

2. What was Phoebe's problem in this story?



PREVIEW

Please log in or register to download the printable version of this worksheet.

3. How did

4. How did Phoebe know what the flags should look like?

- a. Mr. Flynn has a poster on the wall with flags on it.
- b. Phoebe looked for flag pictures in an atlas.
- c. Phoebe looked at flag pictures in her textbook.
- d. Phoebe copied the flags her friends were making.



Now try this:

Make a flag that best represents your nationality. Be sure you draw your flag accurately.

Name: _____

A Flag of Many Faces


Vocabulary

The words below are scrambled vocabulary words from the story. Unscramble each word and write it on the line. Look back in the story to be sure you spelled each word correctly.

1.

n	n	e	m	s
i	g	s	t	a


Clue: task that someone is told to perform



2.

n	a	s	c
e	n	d	

Clue: looked around quickly



3.

e	d
i	

Clue: se



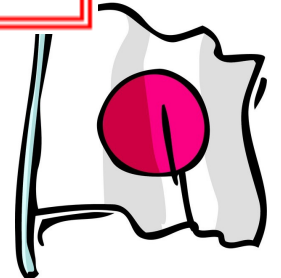
PREVIEW

Please log in or register to download the printable version of this worksheet.

4.

c	e
o	

Clue: midday meal held for a special occasion



5.

b	e	t	o
o	t	x	k

Clue: hardcover book used in school

6.

r	e	e	s
a	v	l	

Clue: three or more, but not many




7.

r	p	a
e	a	d

Clue: many people walking or marching together to celebrate an occasion

ANSWER KEY



A Flag of Many Faces

by Kelly Hashway



1. Why were the students in Phoebe's class making flags?

There have an International Luncheon and parade coming up. They were going to wave the flags while marching in the parade.

2. What was Phoebe's goal?

Phoebe



PREVIEW

Please log in or register to download the printable version of this worksheet.

other.

3. How did she divide her paper?

She divided her paper into eight equal parts and drew all eight flags.

4. How did Phoebe know what the flags should look like?

- a. Mr. Flynn has a poster on the wall with flags on it.
- b. Phoebe looked for flag pictures in an atlas.
- c. Phoebe looked at flag pictures in her textbook.
- d. Phoebe copied the flags her friends were making.



Now try this:

Make a flag that best represents your nationality. Be sure you draw your flag accurately.

ANSWER KEY

A Flag of Many Faces

Vocabulary


The words below are scrambled vocabulary words from the story. Unscramble each word and write it on the line. Look back in the story to be sure you spelled each word correctly.

1.

n	n	e	m	s
i	g	s	t	a

assignment

Clue: task that someone is told to perform



2.

n	a	s	c
e	n	d	

scanned

Clue: looked around quickly



3.

e	d
i	

Clue: se

PREVIEW

Please log in or register to download the printable version of this worksheet.

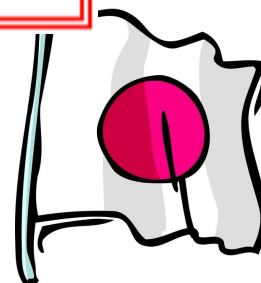
A cartoon superhero character with a red suit and blue cape, flying and holding a green object.

4.

c	e		
o	u	n	n

luncheon

Clue: midday meal held for a special occasion



5.

b	e	t	o
o	t	x	k

textbook

Clue: hardcover book used in school

6.

r	e	e	s
a	v	l	

several

Clue: three or more, but not many



7.

r	p	a
e	a	d

parade

Clue: many people walking or marching together to celebrate an occasion