

Name: \_\_\_\_\_

# Erupting with Fun

by Kelly Hashway

Darren rolled over in bed, squinting against the light shining in his eyes. "Mom, what are you doing? It's Sunday. Let me sleep."

"This room is a mess," Mom said, pulling a paper out from under a dirty plate of half-eaten chicken wings. "What's this?"

Darren gulped. He'd forgotten all about his science project.

"This says you have a project due tomorrow," Mom said.

Darren kicked the covers off and jumped out of bed. "I totally forgot. Could you write me a note? I'm supposed to go to the new



skate



## PREVIEW

Please log in or register to download  
the printable version of this worksheet.

e the

proje

Darren lowered his head. "I'll call Kevin."

"Then meet me in the kitchen. I have an idea for a project."

Darren called Kevin and told him the bad news. When he met his mom in the kitchen, she had food coloring, baking soda, vinegar, and dish detergent on the table.

"It's not a baking project," Darren said.

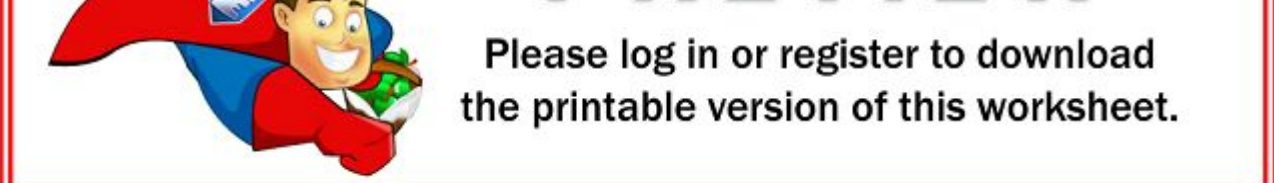
"You're making a volcano." Mom handed him a paper. "I printed the instructions for you off an easy science project website. You'll need a small mound of dirt, so take this plastic container and get some from the garden."

A volcano? That almost sounded fun. Darren shrugged and got some dirt from the garden. As he carried it back inside, he looked at the instructions. He'd have to mold the dirt to look like a volcano. The other ingredients his mom had gathered were for the solution that would erupt from the center of it. It looked easy enough. Maybe he'd be able to meet Kevin at the skate park after all.

"Here." Mom handed Darren a small cylindrical container. "You need to put this in the center of the volcano. Make sure you don't get any dirt in it."

Darren took the container and carefully molded the dirt around it. He checked his instructions. Next he had to add two spoonfuls of baking soda, a spoonful of dish detergent, and a few drops of red food

ready  
the c




jet  
it into

"Awesome!" Darren said. "This was actually fun."

"Yeah. Science can be very fun," Mom said. "Well, I guess you can call Kevin and meet him at the skate park."

"In a bit. I want to try this again!"

## About the Author



Kelly Hashway's picture book, *May the Best Dog Win*, is now available!

Dash has the perfect life until the Super Sweeper 5000 shows up. Sweeper runs all over the house sucking up the leftover food scraps, and he even gets his own room! But Dash won't give up his place as the favorite dog without a fight.

Hashway, Kelly. *May the Best Dog Win*. ISBN: 9780984589081

Name: \_\_\_\_\_

# Erupting with Fun

by Kelly Hashway

1. What is the setting of this story?
  - a. at Darren's house, on Sunday evening
  - b. at Darren's house, on Sunday morning
  - c. at Kevin's house, on the weekend
  - d. at the school science fair, on Sunday
2. How did Darren's mother find out about the science project?
  - a. She read it in his school notebook two weeks ago.
  - b. Kevin mentioned it.
  - c. Darren's teacher told her about it.
  - d. She found a scrap of paper in Darren's messy room.
3. Which word best describes Darren? (circle one)



conscientious

procrastinator

diligent

enthusiastic

4.



## ~ PREVIEW ~


**Please log in or register to download the printable version of this worksheet.**

5. Darren's mother printed instructions for making a volcano from a website. Which choice below tells what she may have typed into the computer when she was searching for ideas?
  - a. fun crafts for kids
  - b. interesting science facts
  - c. simple science activities
  - d. projects for Darren

Name: \_\_\_\_\_

# Erupting with Fun

by Kelly Hashway



Fill in the missing letters to create a vocabulary word from the story. Then write the full word on the line. Be sure you spell each word correctly.

1. \_\_\_ i \_\_\_ e \_\_\_ a \_\_\_

**hint:** sour-tasting liquid acid used for baking or cooking

2. g u \_\_\_ \_\_\_ e d

**hint:** swallowed quickly and deeply

3. \_\_\_ o \_\_\_ e \_\_\_ s

**hint:** bed sheets

4.



## ~ PREVIEW ~

Please log in or register to download the printable version of this worksheet.

5.

6. \_\_\_ \_\_\_ u n \_\_\_

**hint:** pile; lump

7. \_\_\_ yl \_\_\_ \_\_\_ dri \_\_\_ al

**hint:** tube-shaped

Name: \_\_\_\_\_

# Erupting with Fun

by Kelly Hashway



In the story, "Erupting with Fun," Darren builds a volcano for his school science project.

Describe a fun science project you did either at home or in school. Describe what you made or did, as well as what you learned.

---

---

---



**~ PREVIEW ~**

Please log in or register to download the printable version of this worksheet.

---

---

---

---

---

---

---

---

---

---

# ANSWER KEY

## Erupting with Fun

by Kelly Hashway

1. What is the setting of this story? **b**
  - a. at Darren's house, on Sunday evening
  - b. at Darren's house, on Sunday morning**
  - c. at Kevin's house, on the weekend
  - d. at the school science fair, on Sunday
2. How did Darren's mother find out about the science project? **d**
  - a. She read it in his school notebook two weeks ago.**




~ **PREVIEW** ~

Please log in or register to download  
the printable version of this worksheet.

Name: \_\_\_\_\_

# Erupting with Fun

by Kelly Hashway



Fill in the missing letters to create a vocabulary word from the story. Then write the full word on the line. Be sure you spell each word correctly.

1. vinegar vinegar  
**hint:** sour-tasting liquid acid used for baking or cooking

2

3

4

5

6

7

~ **PREVIEW** ~

Please log in or register to download the printable version of this worksheet.