

\_\_\_\_\_  
-----  
Name: \_\_\_\_\_

# The Little Chick

Look at the little chick.  
The little chick is yellow.

The little chick is in the barn.

The little chick says,  
"Cheep! Cheep!"



**Preview**  
Please log in to download  
the printable version of this worksheet.

1. \_\_\_\_\_  
-----  
2. What size is the chick?

- a. big
- b. little

3. What color is the chick?

\_\_\_\_\_  
-----  
\_\_\_\_\_


\_\_\_\_\_  
-----  
Name: \_\_\_\_\_

# The Little Chick


Read the words. Circle the words that begin with the same sound.



chick



cheep




barn



**Preview**  
Please log in to download the printable version of this worksheet.

Circle the word *little*.

little	litle	lite
little	litt	lit
itle	little	lille



\_\_\_\_\_  
-----  
Name: \_\_\_\_\_

# The Little Chick

Trace the sentence. Draw a picture to match the sentence.



**Preview**  
Please log in to download  
the printable version of this worksheet.

Trace.

The little chick  
is yellow.

## ANSWER KEY

# The Little Chick

Look at the little chick.  
The little chick is yellow.

The little chick is in the barn.



# Preview

Please log in to download  
the printable version of this worksheet.



## ANSWER KEY

# The Little Chick

Read the words. Circle the words that begin with the same sound.



# Preview

Please log in to download  
the printable version of this worksheet.

