

Farm Field Trip

A Readers' Theater Script by Rebecca Besser

This readers' theater skit takes place at a farm. A teacher has just arrived with her class, and her students are eager to see the different farm animals.

17 Characters (in order of appearance)

- Narrator
- Student Five
- Kittens
- Teacher
- Student Six
- Scruff (dog)



Preview

Please log in to download the printable version of this worksheet.


Narrator: The class boards the school bus for a field trip. They're all excited because they're going to visit a farm!

Teacher: Do any of you know what animals live on a farm?

Student One: Chickens!

Student Two: Cows!

Student Three: Pigs!



Student Four: Horses!


Student Five: Dogs!

Student Six: Cats!

Teacher: Yes, all those animals live on farms. Can you think of any others?

Student One: Sheep!

Student Four: Ducks!





Preview

Please log in to download
the printable version of this worksheet.

Teacher: (stern voice) I want you to be on your best behavior, is that understood?

All Students: Yes.

Narrator: The students file off the bus and look at the farm with wonder. The farmer comes out to meet them with a smile.

Farmer: Welcome to my farm. Today I'll show you many different animals. If you have any questions, please ask.

Narrator: The class follows the farmer to the barn.

Farmer: (holding out his arm, pointing to the cow) This is my cow, Bessie.

Bessie: Moooooo!

Farmer: She, and the other cows on my farm, provide us with milk. They produce so much that my family can't drink it all. The extra milk is bottled up and sold in stores.

Bessie: Mooooooo!

Student One: Do brown cows give chocolate milk?


All students: (giggle)

Farmer: No. All cows give white milk. Any more questions?

Student Four: Do you have any horses?

Student Three: How about pigs?

Farmer: Yes, we have both, follow me!



Preview
Please log in to download
the printable version of this worksheet.

A red-bordered box containing a cartoon superhero flying to the left, a large red 'Preview' text, and a smaller text prompt to log in for a printable version.

Student Five: I didn't know horses could be so big.

Student Six: Me neither!


Hank: Neeehhhh!

Farmer: The horse is a Clydesdale. They are the largest breed of horse. Hank here, likes to help with heavy pulling. When we harvest our hay, he pulls the loaded wagon.

All Students: Ooooo!

Farmer: Right here beside Hank is Pork Chop. He's our pig.

Pork Chop: Oink! Oink! Weee! Snnuk!



Student One: Do you have chickens and ducks?

Student Six: How about cats?

Student Five: What about a dog?

Student Three: Sheep?

Farmer: Yes, we have them all. If you'll look down at your feet you'll see kittens.

Kittens: Meooow! Meow!

All Students: Awww!

Kittens: Meooow! Meow!



Preview

Please log in to download
the printable version of this worksheet.

Farmer: Out there, sunning himself in the yard, is our dog, Scruff. He tends the sheep and keeps dangerous animals away.

Narrator: They walk over to the barn door to see the dog.


Scruff: Roooff! Roooff! Roooff!

Farmer: And there are the sheep, over in that pen.

Sheep: Baaaaaah! Baaaaaah!

Student Three: Cool!

Farmer: We'll shear the wool off the sheep in a few days. The wool will be used make warm sweaters and blankets.



Student Three: Won't the sheep get cold without their wool?

Farmer: They'll grow new wool on their bodies before you know it. By winter, they'll have nice warm coats covering their bodies again.

Student One: But what about chickens and ducks?

Farmer: Let's go see about those.

Narrator: Farmer leads the way out of the barn and to a small shed in the middle of a small area surrounded by wire.



Student Five: Don't the ducks need water to swim?

Farmer: Yes, they do. I have them penned today because I knew you were coming and wanted to make sure they were around for you to see. The chickens also roam outside of the pen during the day.

Chickens: (flapping wings) Cluck! Cluck!

Ducks: Quack! Quack!

Student Three: Don't they wonder off?

Farmer: They do a little ways, but they feel safe here, and we feed them in the evening, so they come back to eat.

Student Six: You have a lot of animals.

Student Four: Yeah, you sure do.

Student Five: How do you take care of them all by yourself?

Farmer: I couldn't do it all by myself. My family helps. Everyone has chores to do. My son feeds the chickens, and my daughter helps me milk the cows.

Narrator: Farmer points to the farm house where his wife is setting out plates of cookies on three picnic tables.

Farmer: Let's go have a snack, and then you can go back to school.

Narrator: The farmer walked the children past a corn field and up a hill to



Preview

Please log in to download
the printable version of this worksheet.

Student Four: Your farm is terrific!

Student Five: When I grow up, I want to be a farmer too!

Narrator: The class ate their snack, talked to the farmer and his wife, and then boarded the bus to go back to school.

Teacher: Did you all enjoy our trip to the farm?


All Students: (loudly) Best Field Trip Ever!

Student One: (groaning) Do we have to go already?

The End



Name: _____



Farm Field Trip

A Readers' Theater Script by Rebecca Besser

1. What is this story mostly about?
 - a. a farmer teaching children about wildlife
 - b. children learning about the animals on a farm
 - c. children learning about cows
 - d. a farmer doing his daily chores
2. List these animals in the order that the students saw them, from first to last.

pig	horse	sheep	chickens
cow	kittens	ducks	dog

1st - _____

2nd - _____

3rd - _____

4th - _____



Preview


Please log in to download
the printable version of this worksheet.

4. What does the farmer do with the milk that he and his family cannot drink?
 - a. He gives it away to people who need it.
 - b. He sells it.
 - c. He uses it to water his corn.
 - d. He gives it to his animals.
5. Why don't the chickens and ducks wander off?
 - a. The farmer keeps them in a pen most of the time.
 - b. The farmer feeds them, so they like to stay around.
 - c. The farmer keeps them in a coop and shuts the door.
 - d. The dog watches over them so they do not wander away.

Name: _____

Farm Field Trip

Vocabulary



Choose the correct definition for each underlined vocabulary word.

- Students file off the bus.
 - rush
 - line up and walk
 - run excitedly
 - put papers in order
- The cows produce so much milk, my family cannot drink it all.
 - drink
 - fill
 - make
 - pour
- The students walked to another stall in the barn.
 - storage area
 - door
 - kitchen
 - area with walls where an animal is kept




Preview

Please log in to download
the printable version of this worksheet.

- The sheep are in that pen.
 - fenced area
 - room in a barn
 - cage
 - something you write with
- We'll shear the wool off the sheep.
 - remove by cutting
 - pull with hands
 - twist with a machine
 - wash with soap and water
- We feed the cows in the evening.
 - time around dawn
 - time around dusk
 - middle of the day
 - when they wake up

ANSWER KEY



Farm Field Trip

A Readers' Theater Script by Rebecca Besser

1. What is this story mostly about? **b**
- a. a farmer teaching children about wildlife
 - b. **children learning about the animals on a farm**
 - c. children learning about cows
 - d. a farmer doing his daily chores

Preview

Please log in to download
the printable version of this worksheet.




- b. **The farmer feeds them, so they like to stay around.**
- c. The farmer keeps them in a coop and shuts the door.
- d. The dog watches over them so they do not wander away.

Name: _____

Farm Field Trip

Vocabulary



Choose the correct definition for each underlined vocabulary word.

1. Students file off the bus. **b**
- a. rush
b. **line up and walk**
c. run excitedly
d. put papers in order

2

3

Preview

Please log in to download
the printable version of this worksheet.

4

5

6

7



8. We feed the cows in the evening. **b**
- a. time around dawn
b. **time around dusk**
c. middle of the day
d. when they wake up