


“Greater Than” and “Less Than” Game

a.



player 1


player 2

is less than

is greater than

is equal to

b.



player 1


player 2

is less than

is greater than

is equal to

c.



player 1


player 2

is less than

is greater than

is equal to

d.



player 1


player 2

is less than

is greater than

is equal to

e.



player 1

player 2

is less than

is greater than

is equal to

f.



player 1


player 2

is less than

is greater than

is equal to

g.



player 1

player 2

is less than

is greater than

is equal to

h.



player 1

player 2

is less than

is greater than

is equal to

“Greater Than” and “Less Than” Game

Objective:

Students will compare the values of 3-digit numbers using symbols and words.

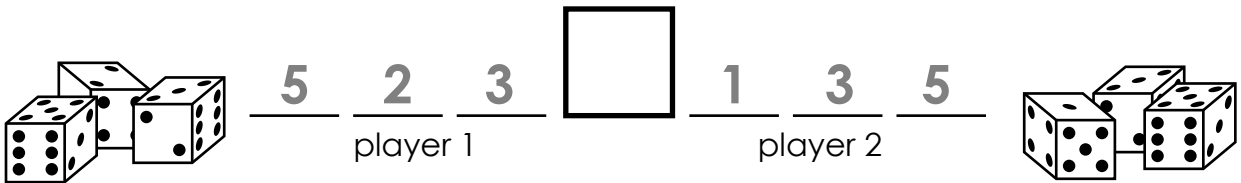
Materials:

Each team will need a game page, a pencil, and a die.

How to play:

Player 1 and player 2 each roll a die three times to make 3-digit numbers. They record their rolls on the page.

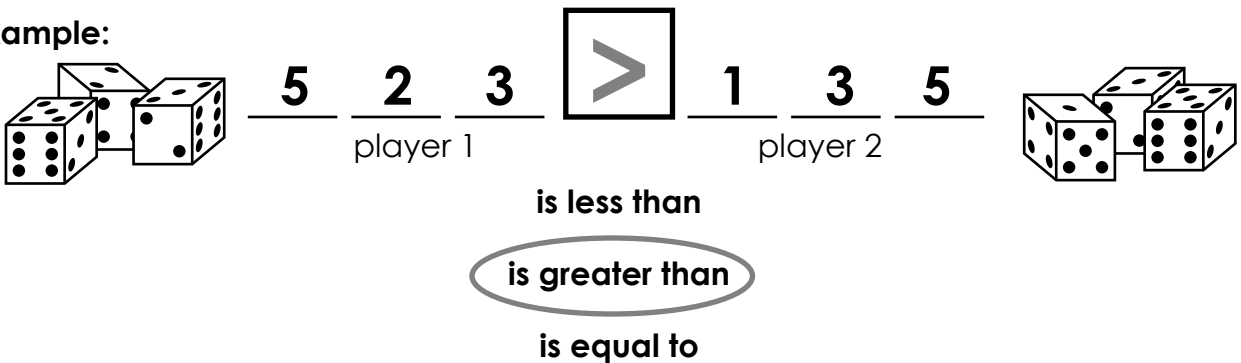
example: Player 1 rolls a 5, then a 2, and then a 3.
Player 2 rolls a 1, then a 3, and then a 5.
They will write the numbers on the game board like this:



Both players work together to determine which number is greater. They write the symbol for “greater than,” “less than,” or “equal to” in the box.

Then they circle the correct words below each match up.

example:



The player with the greater number wins the round. If the numbers are equal, there is no winner for that round.

Management Suggestions:

Encourage students to read the final number sentence aloud at the end of each round.

Instead of a die, you may want to play the game with a spinner or number cards.

The game moves quickly, so you may want to make double-sided game boards to allow students to play up to 16 rounds.