


# “Greater Than” and “Less Than” Game

a.



player 1

player 2

is less than

is greater than

is equal to

e.



player 1


player 2

is less than

is greater than

is equal to

b.



player 1

player 2

f.



player 1

player 2



## ~ PREVIEW ~

Please log in or register to download the printable version of this worksheet.

player 1

player 2

is less than

is greater than

is equal to

player 1


player 2

is less than

is greater than

is equal to

d.



player 1

player 2

is less than

is greater than

is equal to

h.



player 1

player 2

is less than

is greater than

is equal to

# “Greater Than” and “Less Than” Game

## Objective:

Students will compare the values of 3-digit numbers using symbols and words.

## Materials:

Each team will need a game page, a pencil, and a die.

## How to play:


Player 1 and player 2 each roll a die three times to make 3-digit numbers. They record their rolls on the page.

**example:** Player 1 rolls a 5, then a 2, and then a 3.  
Player 2 rolls a 1, then a 3, and then a 5.  
They will write the numbers on the game board like this:



# ~ PREVIEW ~

Please log in or register to download the printable version of this worksheet.




5 2 3

player 1



1 3 5

player 2



is less than

is greater than

is equal to

The player with the greater number wins the round. If the numbers are equal, there is no winner for that round.

## Management Suggestions:

Encourage students to read the final number sentence aloud at the end of each round.

Instead of a die, you may want to play the game with a spinner or number cards.

The game moves quickly, so you may want to make double-sided game boards to allow students to play up to 16 rounds.