


# Polar Bear Class Book

## Materials

- Copies of the template on page 2 of this file (one per student)
- Cover Page on page 3 and 4 of this file (page 3 has a full-color cover; page 4 has a black-and-white cover)
- Crayons and pencils
- **Polar Bear, Polar Bear** picture book, by Bill Martin Jr. and Eric Carle.




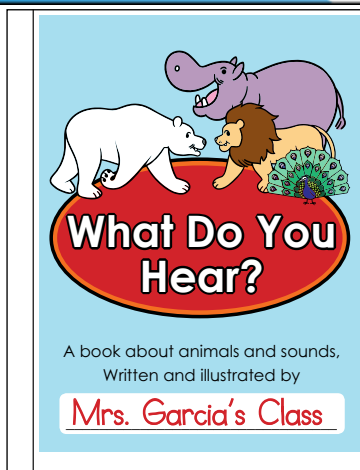
## What to Do

1. Read the **Polar Bear, Polar Bear** picture book to your class.



# Preview

Please log in to download the printable version of this worksheet.



3. Place all of the pages together. Add the cover page. Staple the pages together or use plastic comb binding machine.
4. Read the finished book aloud to your class.

\_\_\_\_\_ , \_\_\_\_\_  
(first name)

(first name)

# What do you hear?




## Preview

Please log in to download  
the printable version of this worksheet.

I hear a \_\_\_\_\_ .  
(animal)


It says, " \_\_\_\_\_ " .  
(sound)



# Preview

Please log in to download  
the printable version of this worksheet.

A book about animals and sounds,  
Written and illustrated by



# Preview

Please log in to download  
the printable version of this worksheet.

A book about animals and sounds,  
Written and illustrated by