


Word-Picture Match

/tr/ Words

Objective:

Students practice reading words that begin with the /tr/ blend.



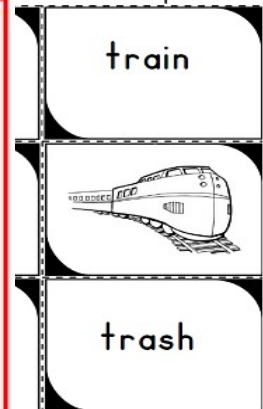
Materials:

Word and picture cards

Set up:

Copy the cards.


Cut the cards.



How to Play:


There are many ways to use these cards. Here are three possibilities:

1. You may have students simply match the words and pictures. Have them spell and read the words as they do this.
2. Use the cards to play a memory-match game with two or more students. Flip the cards upside down. Students take turns flipping pairs of cards in an attempt to find a matching pair. Pairs of matching cards are kept by the player. The student with the most cards at the end of the game is the winner.
3. You may also want to use just the picture cards. Have the students spell the names of the items shown on paper, or with plastic letters.



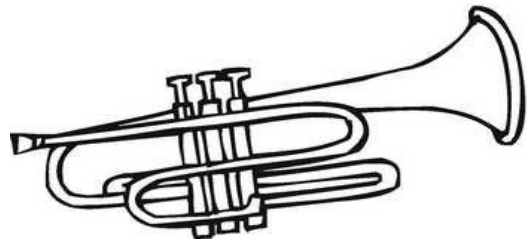

truck

train



~ **PREVIEW** ~

Please log in or register to download
the printable version of this worksheet.



trumpet

trash



tractor

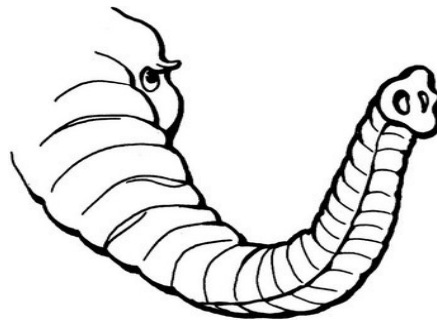


~ **PREVIEW** ~

Please log in or register to download
the printable version of this worksheet.

ay

triangle



trunk