

Phonics: -tch Trigraphs

Phonics: -tch Trigraphs

Name: Kim



c a t c h

Phonics: -tch Trigraphs

Name: Jessie



w a t c h

Phonics: -tch Trigraphs

Name: Khalil



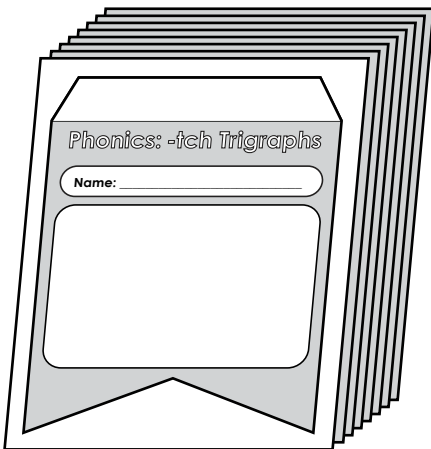


f e t c h



Preview

Please log in to download the printable version of this worksheet.





Fold along this line


Phonics: -tch Trigraphs

Name: _____



Preview

Please log in to download
the printable version of this worksheet.



catch

Step 1: Write your name.

Step 2: Color the picture and write the word.

Step 3: Cut out the pennant. Give it to your teacher.



Fold along this line

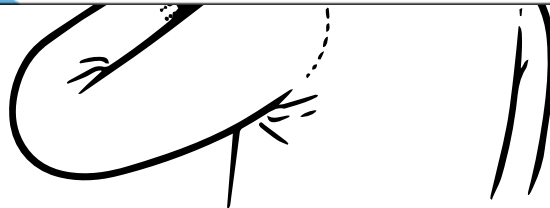
Phonics: -tch Trigraphs

Name: _____



Preview

Please log in to download
the printable version of this worksheet.



watch

Step 1: Write your name.

Step 2: Color the picture and write the word.

Step 3: Cut out the pennant. Give it to your teacher.



Fold along this line

Phonics: -tch Trigraphs

Name: _____



Preview

Please log in to download
the printable version of this worksheet.



fetch

Step 1: Write your name.

Step 2: Color the picture and write the word.

Step 3: Cut out the pennant. Give it to your teacher.



Fold along this line


Phonics: -tch Trigraphs

Name: _____



Preview

Please log in to download
the printable version of this worksheet.



itchy

Step 1: Write your name.

Step 2: Color the picture and write the word.

Step 3: Cut out the pennant. Give it to your teacher.



Fold along this line

Phonics: -tch Trigraphs

Name: _____



Preview

Please log in to download
the printable version of this worksheet.



pitcher

Step 1: Write your name.

Step 2: Color the picture and write the word.

Step 3: Cut out the pennant. Give it to your teacher.



Fold along this line

Phonics: -tch Trigraphs

Name: _____



Preview

Please log in to download
the printable version of this worksheet.



witch

Step 1: Write your name.

Step 2: Color the picture and write the word.

Step 3: Cut out the pennant. Give it to your teacher.



Fold along this line

Phonics: -tch Trigraphs

Name: _____



Preview

Please log in to download
the printable version of this worksheet.

match

Step 1: Write your name.

Step 2: Color the picture and write the word.

Step 3: Cut out the pennant. Give it to your teacher.



Fold along this line


Phonics: -tch Trigraphs

Name: _____



Preview

Please log in to download
the printable version of this worksheet.



ketchup

Step 1: Write your name.

Step 2: Color the picture and write the word.

Step 3: Cut out the pennant. Give it to your teacher.