

Word Slider

-ū Words

Step 1



Print both pages of this file on card stock. Cut out the picture and letter strip.

Step 2

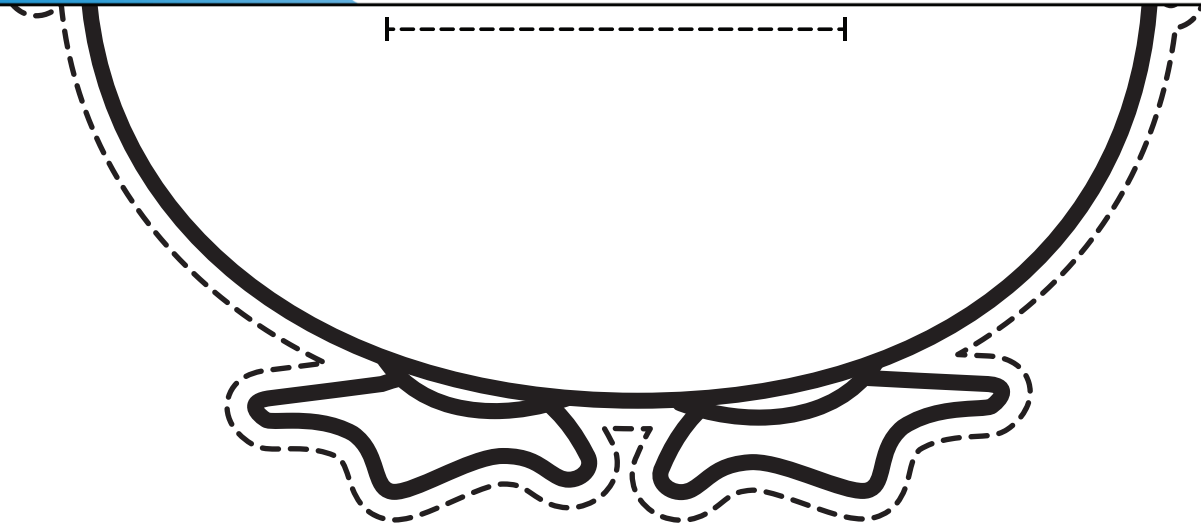
Make slits in the picture by cutting along the dotted lines in the center of the penguin.

Step 3

Color your slider. Weave the word strip through the penguin. Students can slide the strip up and down to view words.



Preview
Please log in to download the printable version of this worksheet.



Word Slider

-ū Words

Long-U Words



use

cute

huge

tube

mule

Long-U Words



blue

true

glue

due

cue



Preview

Please log in to download
the printable version of this worksheet.

tune

June

flute

fruit