

Phonics Short-E and Long-E Scavenger Hunt Activity

Materials:


Scavenger hunt worksheet (page 2)
15 Phonics short-e and long-e word cards (pages 3-6)
Scissors and scotch tape

Preparation

Print the word cards on card stock or brightly-colored paper and cut them apart along the dotted lines.

Make copies of the scavenger hunt worksheet.
Each student will need his or her own copy.

Hide the 15 word cards around your classroom where students will be able to find them.
You can put them on chairs, on the pencil sharpener, on the back of your classroom door,



4. Write ě or ē to tell which vowel sound is in the word.

Management tips

1. You can have the kids work by themselves or with partners.
2. Don't be afraid to hide the facts in tough places. Kids think it's more fun when they have to search around a little.

Examples of good hiding spots might include:

- sticking out of a book, like a bookmark
- the back of the classroom door
- laying flat on the bookshelf
- on the back of the teacher's chair
- on the side of your computer monitor

3. Have a plan for students who finish early. You may want to have an assignment for them to complete when they're done, or you may have them help other students find Word Cards.

Name: _____



Phonics Short-E and Long-E Scavenger Hunt Activity

Find the Short-E and Long-E words in your classroom.
Write the words on this page. Tell whether each word has the ě (short-e) or ē (long-e) sound

Card 1: _____
word ě or ē

Card 2: _____
word ě or ē

A banner featuring a superhero character on the left and text on the right. The superhero is a young man with brown hair, wearing a blue suit with a red cape and a shield-shaped emblem on his chest with the letters 'MJS'. He is flying through a blue sky with white clouds. To the right of the character, the word 'Preview' is written in large, bold, red letters. Below it, in smaller black text, it says 'Please log in to download the printable version of this worksheet.'

Card 7: _____
word ě or ē

Card 8: _____
word ě or ē

Card 9: _____
word ě or ē

Card 10: _____
word ě or ē

Card 11: _____
word ě or ē

Card 12: _____
word ě or ē

Card 13: _____
word ě or ē

Card 14: _____
word ě or ē

Card 15: _____
word ě or ē

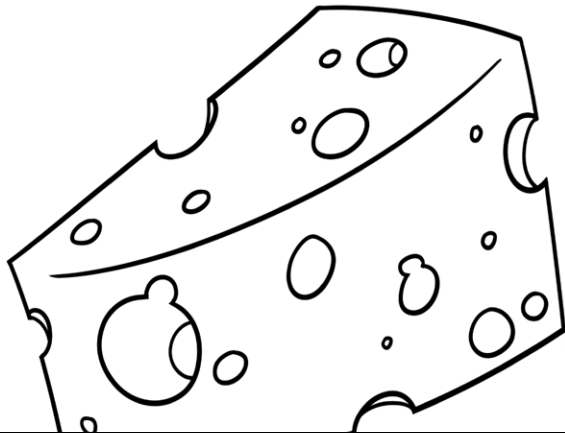


Scavenger Hunt

Short-E and
Long-E

Word Card

1



Scavenger Hunt

Short-E and
Long-E

Word Card

2




Preview

Please log in to download
the printable version of this worksheet.

Long-E


3



web

Long-E

4



sheep




Scavenger Hunt

Short-E and Long-E

Word Card

5



Scavenger Hunt

Short-E and Long-E

Word Card

6




Preview

Please log in to download the printable version of this worksheet.

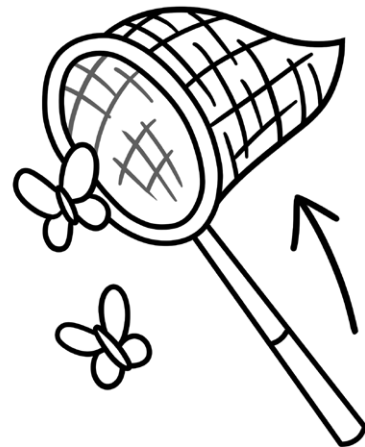
Long-E



Long-E



tree



net



Scavenger Hunt

Short-E and Long-E

Word Card

9

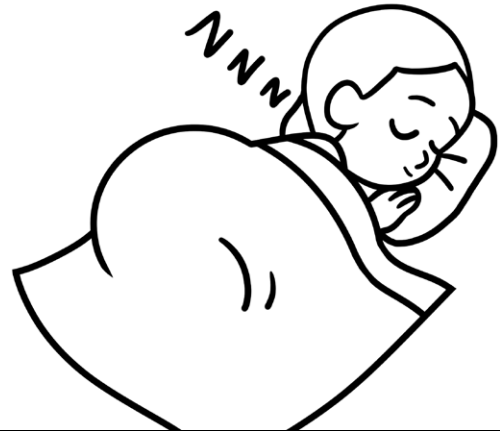


Scavenger Hunt

Short-E and Long-E

Word Card

10




Preview

Please log in to download the printable version of this worksheet.

Long-E


11



chess

Long-E

12




wheel



Scavenger Hunt

Short-E and
Long-E

Word Card
13



Scavenger Hunt

Short-E and
Long-E

Word Card
14




Preview

Please log in to download
the printable version of this worksheet.

Long-E

15



peas

ANSWER KEY



Phonics Short-E and Long-E Scavenger Hunt Activity

Find the Short-E and Long-E words in your classroom.
Write the words on this page. Tell whether each word has the ě (short-e) or ē (long-e) sound

Card 1: cheese ě
word ě or ē

Card 2: tent ē
word ě or ē



Card 7: men ě
word ě or ē

Card 8: sleep ē
word ě or ē

Card 9: men ě
word ě or ē

Card 10: sleep ē
word ě or ē

Card 11: chess ě
word ě or ē

Card 12: wheel ē
word ě or ē

Card 13: hen ě
word ě or ē

Card 14: nest ě
word ě or ē

Card 15: peas ē
word ě or ē