

Word Sliders

Consonant Digraph ck

Step 1


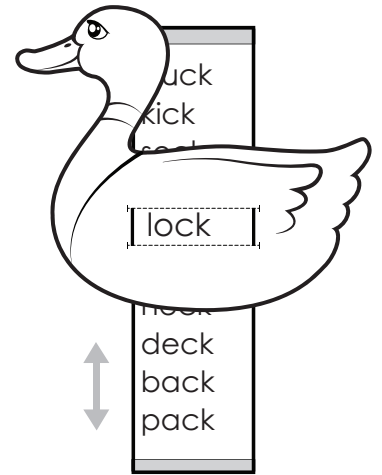
Print the duck word slider on cardstock paper and cut out all the items along the bold black lines.

Step 2

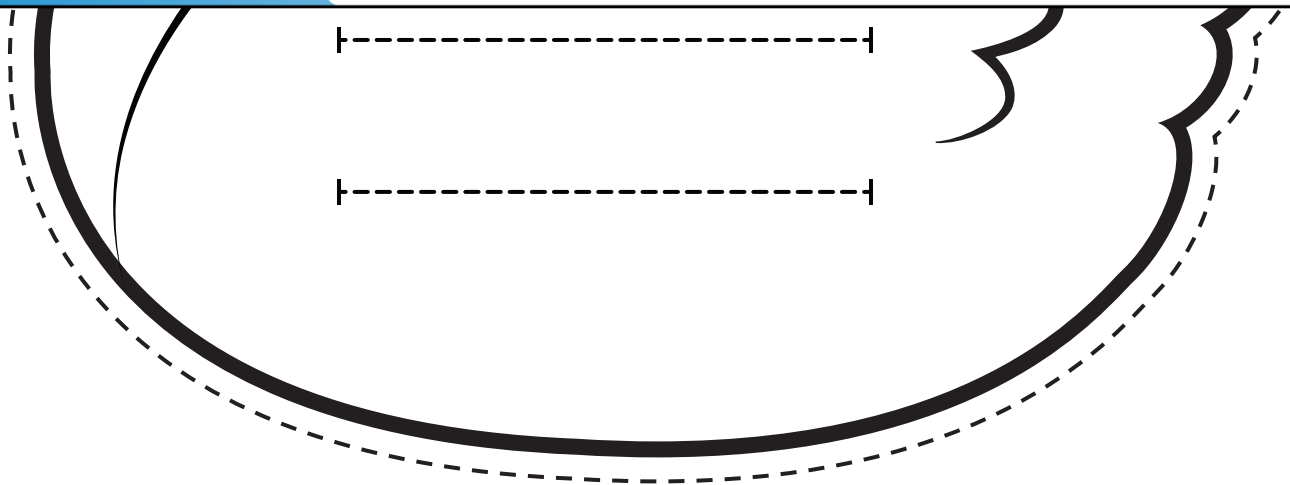
Cut along the two dotted lines located on the duck.

Step 3

Color your slider. Then weave the word strip through the duck.



Preview
Please log in to download the printable version of this worksheet.



Word Sliders

Consonant Digraph ck

Consonant Digraph ck

duck

kick

sock

sick

lock

Consonant Digraph ck

clock

snack

track

trick

stick



Preview

Please log in to download
the printable version of this worksheet.

deck

back

pack

black

brick

crack