

Phonics: CVC Words

Phonics: CVC Words


Name: Sam



v a n

Phonics: CVC Words


Name: Amy




f i n

Phonics: CVC Words

Name: Sara



b u n



Preview

Please log in to download the printable version of this worksheet.

Phonics: CVC Words

Name: _____



Phonics: CVC Words

Name: _____



v a n

Phonics: CVC Words

Name: _____



v a n


glue



Fold along this line

Phonics: CVC Words

Name: _____



Preview

Please log in to download
the printable version of this worksheet.



cat

Step 1: Write your name.

Step 2: Color the picture and write the word.

Step 3: Cut out the pennant. Give it to your teacher.



Fold along this line

Phonics: CVC Words

Name: _____



Preview

Please log in to download
the printable version of this worksheet.

sad

Step 1: Write your name.

Step 2: Color the picture and write the word.


Step 3: Cut out the pennant. Give it to your teacher.



Fold along this line

Phonics: CVC Words

Name: _____



Preview

Please log in to download
the printable version of this worksheet.

bag

Step 1: Write your name.

Step 2: Color the picture and write the word.

Step 3: Cut out the pennant. Give it to your teacher.



Fold along this line

Phonics: CVC Words

Name: _____



Preview

Please log in to download
the printable version of this worksheet.

map

Step 1: Write your name.

Step 2: Color the picture and write the word.

Step 3: Cut out the pennant. Give it to your teacher.



Fold along this line

Phonics: CVC Words

Name: _____



Preview

Please log in to download
the printable version of this worksheet.

van

Step 1: Write your name.

Step 2: Color the picture and write the word.

Step 3: Cut out the pennant. Give it to your teacher.



Fold along this line

Phonics: CVC Words

Name: _____



Preview

Please log in to download
the printable version of this worksheet.

net

Step 1: Write your name.

Step 2: Color the picture and write the word.

Step 3: Cut out the pennant. Give it to your teacher.



Fold along this line

Phonics: CVC Words

Name: _____

Preview
Please log in to download
the printable version of this worksheet.



jet

Step 1: Write your name.

Step 2: Color the pennant.


Step 3: Cut out the pennant. Give it to your teacher.



Fold along this line

Phonics: CVC Words

Name: _____



Preview

Please log in to download
the printable version of this worksheet.



hen

Step 1: Write your name.

Step 2: Color the picture and write the word.

Step 3: Cut out the pennant. Give it to your teacher.

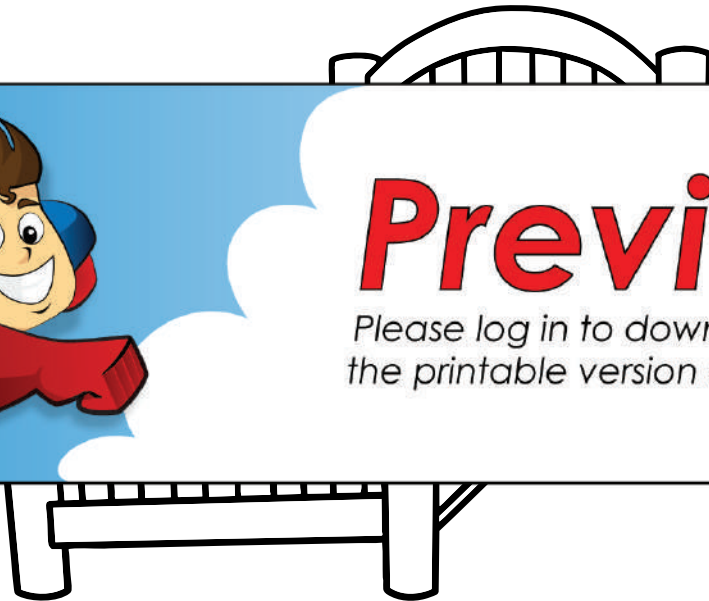


Fold along this line

Phonics: CVC Words

Name: _____

Preview
Please log in to download
the printable version of this worksheet.



bed

Step 1: Write your name.

Step 2: Color the picture and write the word.

Step 3: Cut out the pennant. Give it to your teacher.



Fold along this line

Phonics: CVC Words

Name: _____



Preview

Please log in to download
the printable version of this worksheet.



leg

Step 1: Write your name.

Step 2: Color the picture and write the word.

Step 3: Cut out the pennant. Give it to your teacher.




Fold along this line

Phonics: CVC Words

Name: _____

z



Preview

Please log in to download
the printable version of this worksheet.



zip

Step 1: Write your name.

Step 2: Color the picture and write the word.

Step 3: Cut out the pennant. Give it to your teacher.



Fold along this line

Phonics: CVC Words

Name: _____



Preview

Please log in to download
the printable version of this worksheet.



hit

Step 1: Write your name.

Step 2: Color the picture and write the word.


Step 3: Cut out the pennant. Give it to your teacher.



Fold along this line

Phonics: CVC Words

Name: _____



Preview

Please log in to download
the printable version of this worksheet.

pig

Step 1: Write your name.

Step 2: Color the picture and write the word.

Step 3: Cut out the pennant. Give it to your teacher.



Fold along this line

Phonics: CVC Words

Name: _____



Preview

Please log in to download
the printable version of this worksheet.

fin

Step 1: Write your name.

Step 2: Color the picture and write the word.

Step 3: Cut out the pennant. Give it to your teacher.



Fold along this line

Phonics: CVC Words

Name: _____



Preview
Please log in to download
the printable version of this worksheet.



mix

Step 1: Write your name.

Step 2: Color the picture and write the word.


Step 3: Cut out the pennant. Give it to your teacher.



Fold along this line

Phonics: CVC Words

Name: _____



Preview

Please log in to download
the printable version of this worksheet.



dog

Step 1: Write your name.

Step 2: Color the picture and write the word.

Step 3: Cut out the pennant. Give it to your teacher.



Fold along this line

Phonics: CVC Words

Name: _____

Preview
Please log in to download
the printable version of this worksheet.

pot

Step 1: Write your name.

Step 2: Color the picture and write the word.

Step 3: Cut out the pennant. Give it to your teacher.



Fold along this line


Phonics: CVC Words

Name: _____



Preview

Please log in to download
the printable version of this worksheet.



hop

Step 1: Write your name.

Step 2: Color the picture and write the word.


Step 3: Cut out the pennant. Give it to your teacher.



Fold along this line

Phonics: CVC Words

Name: _____



Preview

Please log in to download
the printable version of this worksheet.



cob

Step 1: Write your name.

Step 2: Color the picture and write the word.

Step 3: Cut out the pennant. Give it to your teacher.



Fold along this line

Phonics: CVC Words

Name: _____



Preview

Please log in to download
the printable version of this worksheet.



fox

Step 1: Write your name.

Step 2: Color the picture and write the word.

Step 3: Cut out the pennant. Give it to your teacher.



Fold along this line

Phonics: CVC Words

Name: _____



Preview

Please log in to download
the printable version of this worksheet.

bun

Step 1: Write your name.

Step 2: Color the picture and write the word.

Step 3: Cut out the pennant. Give it to your teacher.



Fold along this line

Phonics: CVC Words

Name: _____

Preview
Please log in to download
the printable version of this worksheet.

cut

Step 1: Write your name.

Step 2: Color the picture and write the word.


Step 3: Cut out the pennant. Give it to your teacher.



Fold along this line

Phonics: CVC Words

Name: _____



Preview

Please log in to download
the printable version of this worksheet.



rug

Step 1: Write your name.

Step 2: Color the picture and write the word.

Step 3: Cut out the pennant. Give it to your teacher.



Fold along this line

Phonics: CVC Words

Name: _____



Preview

Please log in to download
the printable version of this worksheet.



cub

Step 1: Write your name.

Step 2: Color the picture and write the word.


Step 3: Cut out the pennant. Give it to your teacher.



Fold along this line

Phonics: CVC Words

Name: _____



Preview

Please log in to download
the printable version of this worksheet.

bus

Step 1: Write your name.

Step 2: Color the picture and write the word.

Step 3: Cut out the pennant. Give it to your teacher.