

# Phonics: Squ- Blends

Phonics: Squ Blends

Name: Sam



s q u i d

Phonics: Squ Blends

Name: Amy



s q u i r m

Phonics: Squ Blends

Name: Sara



s q u i r t

S  
p  
st



# Preview

Please log in to download  
the printable version of this worksheet.

e.

z

Phonics: Squ Blends

Name: \_\_\_\_\_



Name: \_\_\_\_\_



s q u i d



s q u i d


glue



Fold along this line

# Phonics: Squ Blends

Name: \_\_\_\_\_



## Preview

Please log in to download  
the printable version of this worksheet.



\_\_\_\_\_

## squid

**Step 1:** Write your name.

**Step 2:** Color the picture and write the word.


**Step 3:** Cut out the pennant. Give it to your teacher.



Fold along this line

# Phonics: Squ Blends

Name: \_\_\_\_\_



## Preview

Please log in to download  
the printable version of this worksheet.

**squirm**

**Step 1:** Write your name.

**Step 2:** Color the picture and write the word.

**Step 3:** Cut out the pennant. Give it to your teacher.



Fold along this line

# Phonics: Squ Blends

Name: \_\_\_\_\_



## Preview

Please log in to download  
the printable version of this worksheet.

**squirt**

**Step 1:** Write your name.

**Step 2:** Color the picture and write the word.


**Step 3:** Cut out the pennant. Give it to your teacher.



Fold along this line

# Phonics: Squ Blends

Name: \_\_\_\_\_



## Preview

Please log in to download  
the printable version of this worksheet.

**squeak**

**Step 1:** Write your name.

**Step 2:** Color the picture and write the word.

**Step 3:** Cut out the pennant. Give it to your teacher.





Fold along this line

# Phonics: Squ Blends

Name: \_\_\_\_\_



## Preview

Please log in to download  
the printable version of this worksheet.

**squeeze**

**Step 1:** Write your name.

**Step 2:** Color the picture and write the word.


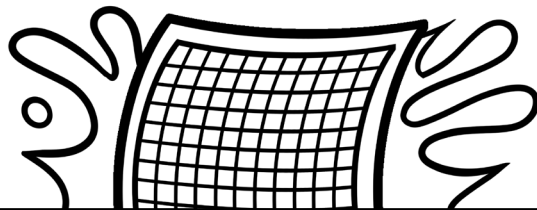
**Step 3:** Cut out the pennant. Give it to your teacher.



Fold along this line

# Phonics: Squ Blends

Name: \_\_\_\_\_



## Preview

Please log in to download  
the printable version of this worksheet.

**squish**

**Step 1:** Write your name.

**Step 2:** Color the picture and write the word.


**Step 3:** Cut out the pennant. Give it to your teacher.



Fold along this line

# Phonics: Squ Blends

Name: \_\_\_\_\_



## Preview

Please log in to download  
the printable version of this worksheet.

**square**

**Step 1:** Write your name.

**Step 2:** Color the pennant.

**Step 3:** Cut out the pennant. Give it to your teacher.






Fold along this line

# Phonics: Squ Blends

Name: \_\_\_\_\_



## Preview

Please log in to download  
the printable version of this worksheet.

**squint**

**Step 1:** Write your name.

**Step 2:** Color the picture and write the word.

**Step 3:** Cut out the pennant. Give it to your teacher.