


# Phonics: Squ- Blends Card Game

These cards can be used many different ways.

Here are a few ideas:

## 1. Memory Match Game

Flip the cards upside-down on a table. Students take turns flipping pairs of cards. If students flip two cards that go together (ex: picture of a squirrel and the word *squirrel*), then they get to keep both cards. The player with the most matches



# Preview

Please log in to download  
the printable version of this worksheet.

notebooks. Students glue the word card to a page in their notebooks. Then glue or tape the picture card over the top so that it can be flipped up to reveal the word below.

## 4. Dry Erase Writing

Laminate the picture cards. Students can use dry erase markers to complete the words on the cards.

## 5. Alphabetical Order

Cut apart the word cards. Have students place them in a line, in alphabetical order.




squ \_\_\_\_\_

squirrel




# Preview

Please log in to download  
the printable version of this worksheet.



squ \_\_\_\_\_

squish




squ \_\_\_\_\_

square



**Preview**

Please log in to download  
the printable version of this worksheet.



squ \_\_\_\_\_

squid




squ \_\_\_\_\_

squint



**Preview**

Please log in to download  
the printable version of this worksheet.



squ \_\_\_\_\_

squeak