

# Phonics: Sc- Blends

Phonics: Sc Blends


Name: Sam



s c a r e

Phonics: Sc Blends

Name: Amy



s c o r e

Phonics: Sc Blends

Name: Sara





s c o u t



# Preview

Please log in to download the printable version of this worksheet.





Fold along this line


# Phonics: Sc Blends

Name: \_\_\_\_\_



## Preview

Please log in to download  
the printable version of this worksheet.



**scare**

**Step 1:** Write your name.

**Step 2:** Color the picture and write the word.

**Step 3:** Cut out the pennant. Give it to your teacher.



Fold along this line

# Phonics: Sc Blends

Name: \_\_\_\_\_



## Preview

Please log in to download  
the printable version of this worksheet.

**score**

**Step 1:** Write your name.

**Step 2:** Color the picture and write the word.


**Step 3:** Cut out the pennant. Give it to your teacher.



Fold along this line

# Phonics: Sc Blends

Name: \_\_\_\_\_



## Preview

Please log in to download  
the printable version of this worksheet.



**scout**

**Step 1:** Write your name.

**Step 2:** Color the picture and write the word.

**Step 3:** Cut out the pennant. Give it to your teacher.



Fold along this line

# Phonics: Sc Blends

Name: \_\_\_\_\_



## Preview

Please log in to download  
the printable version of this worksheet.



**scooter**

**Step 1:** Write your name.

**Step 2:** Color the picture and write the word.


**Step 3:** Cut out the pennant. Give it to your teacher.



Fold along this line

# Phonics: Sc Blends

Name: \_\_\_\_\_



## Preview

Please log in to download  
the printable version of this worksheet.

scarf

**Step 1:** Write your name.

**Step 2:** Color the picture and write the word.


**Step 3:** Cut out the pennant. Give it to your teacher.



Fold along this line

# Phonics: Sc Blends

Name: \_\_\_\_\_



## Preview

Please log in to download  
the printable version of this worksheet.

\_\_\_\_\_

## scoop

**Step 1:** Write your name.

**Step 2:** Color the picture and write the word.


**Step 3:** Cut out the pennant. Give it to your teacher.



Fold along this line

# Phonics: Sc Blends

Name: \_\_\_\_\_



## Preview

Please log in to download  
the printable version of this worksheet.



## scarecrow

**Step 1:** Write your name.

**Step 2:** Color the pennant.

**Step 3:** Cut out the pennant. Give it to your teacher.