

# Phonics L-Blends Scavenger Hunt Activity

## Materials:


Scavenger hunt worksheet (page 2)  
15 Phonics l-blend word cards (pages 3-6)  
Scissors and scotch tape

## Preparation

Print the word cards on card stock or brightly-colored paper and cut them apart along the dotted lines.

Make copies of the scavenger hunt worksheet.  
Each student will need his or her own copy.

Hide the 15 word cards around your classroom where students will be able to find them. You can put them on chairs, on the pencil sharpener, on the back of your classroom door, on the sides of student desks, on the white board, or wherever you like.



# Preview

Please log in to download the printable version of this worksheet.

## Management tips

1. You may want to make this a silent activity so students don't share answers with each other.
2. You can have the kids work by themselves or with partners.
3. Don't be afraid to hide the facts in tough places. Kids think it's more fun when they have to search around a little.

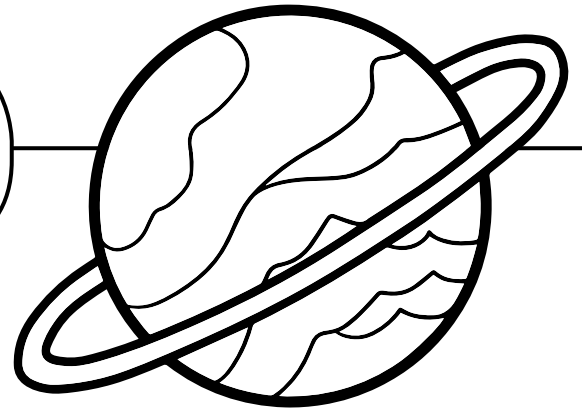
### Examples of good hiding spots might include:

- sticking out of a book, like a bookmark
- the back of the classroom door
- laying flat on the bookshelf
- on the back of the teacher's chair
- on the side of your computer monitor

4. Have a plan for students who finish early. You may want to have an assignment for them to complete when they're done, or you may have them help other students find Word Cards.

Name: \_\_\_\_\_

# Phonics L-Blends Scavenger Hunt Activity



Find the l-blend words in your classroom.  
Write the words on this page.

Word 1: \_\_\_\_\_

Word 2: \_\_\_\_\_



**Preview**  
Please log in to download  
the printable version of this worksheet.

Word 7: \_\_\_\_\_

Word 8: \_\_\_\_\_

Word 9: \_\_\_\_\_

Word 10: \_\_\_\_\_

Word 11: \_\_\_\_\_

Word 12: \_\_\_\_\_

Word 13: \_\_\_\_\_

Word 14: \_\_\_\_\_

Word 15: \_\_\_\_\_




Scavenger Hunt

L-Blends

Word Card

1




Scavenger Hunt

L-Blends

Word Card

2



**Preview**

Please log in to download the printable version of this worksheet.

L-Blends

3



clam

L-Blends

4



flame




### Scavenger Hunt

L-Blends

Word Card

5




### Scavenger Hunt

L-Blends

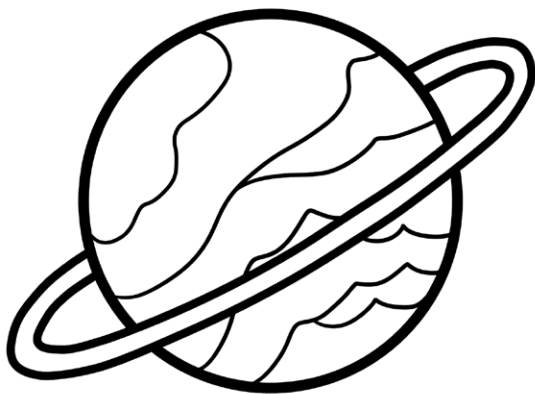
Word Card

6




# Preview

Please log in to download the printable version of this worksheet.



planet



slice




Scavenger Hunt

L-Blends

Word Card

9




Scavenger Hunt

L-Blends

Word Card

10




Preview

Please log in to download the printable version of this worksheet.

L-Blends

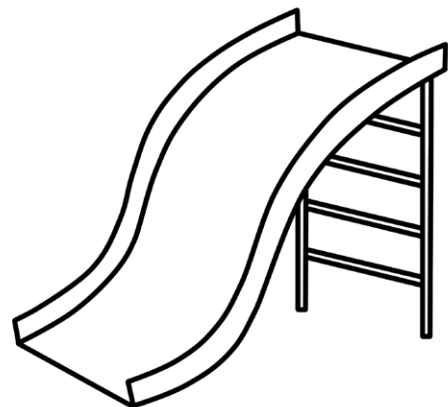
11



blast off

L-Blends

12




slide



Scavenger Hunt

L-Blends


Word Card  
**13**



Scavenger Hunt

L-Blends

Word Card  
**14**



**Preview**

Please log in to download  
the printable version of this worksheet.

L-Blends

**15**



clown