



Phonics: Gr- Blends

Phonics: Gr Blends
Name: Sam



g r a p e s

Phonics: Gr Blends
Name: Amy



g r i l l

Phonics: Gr Blends
Name: Sara






g r o u n d h o g



Preview

Please log in to download the printable version of this worksheet.





Fold along this line

Phonics: Gr Blends

Name: _____



Preview

Please log in to download
the printable version of this worksheet.

grapes

Step 1: Write your name.

Step 2: Color the picture and write the word.

Step 3: Cut out the pennant. Give it to your teacher.



Fold along this line

Phonics: Gr Blends

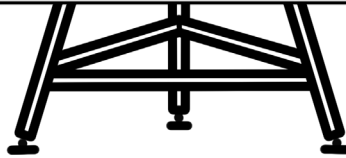
Name: _____

((())



Preview

Please log in to download
the printable version of this worksheet.



grill

Step 1: Write your name.

Step 2: Color the picture and write the word.


Step 3: Cut out the pennant. Give it to your teacher.



Fold along this line

Phonics: Gr Blends

Name: _____



Preview

Please log in to download
the printable version of this worksheet.



groundhog

Step 1: Write your name.

Step 2: Color the picture and write the word.


Step 3: Cut out the pennant. Give it to your teacher.



Fold along this line

Phonics: Gr Blends

Name: _____



Preview

Please log in to download
the printable version of this worksheet.

gray

Step 1: Write your name.

Step 2: Color the picture and write the word.


Step 3: Cut out the pennant. Give it to your teacher.



Fold along this line

Phonics: Gr Blends

Name: _____



Preview

Please log in to download
the printable version of this worksheet.

green

Step 1: Write your name.

Step 2: Color the picture and write the word.

Step 3: Cut out the pennant. Give it to your teacher.



Fold along this line

Phonics: Gr Blends

Name: _____



Preview

Please log in to download
the printable version of this worksheet.

grin

Step 1: Write your name.

Step 2: Color the picture and write the word.

Step 3: Cut out the pennant. Give it to your teacher.



Fold along this line

Phonics: Gr Blends


Name: _____

20+



Preview

Please log in to download the printable version of this worksheet.



graph

Step 1: Write your name.

Step 2: Color the pennant.

Step 3: Cut out the pennant. Give it to your teacher.



Fold along this line

Phonics: Gr Blends

Name: _____



Preview

Please log in to download the printable version of this worksheet.



grass

Step 1: Write your name.

Step 2: Color the picture and write the word.

Step 3: Cut out the pennant. Give it to your teacher.



Fold along this line

Phonics: Gr Blends

Name: _____



Preview

Please log in to download
the printable version of this worksheet.



grasshopper

Step 1: Write your name.

Step 2: Color the picture and write the word.

Step 3: Cut out the pennant. Give it to your teacher.



Fold along this line

Phonics: Gr Blends

Name: _____



Preview

Please log in to download
the printable version of this worksheet.



groceries

Step 1: Write your name.

Step 2: Color the picture and write the word.

Step 3: Cut out the pennant. Give it to your teacher.



Fold along this line

Phonics: Gr Blends

Name: _____



Preview

Please log in to download
the printable version of this worksheet.

gravy

Step 1: Write your name.

Step 2: Color the picture and write the word.

Step 3: Cut out the pennant. Give it to your teacher.