


Phonics: GI- Blends Card Game

These cards can be used many different ways.

Here are a few ideas:

1. Memory Match Game

Flip the cards upside-down on a table. Students take turns flipping pairs of cards. If students flip two cards that go together (ex: picture of glue and the word *glue*.), then they get to keep both cards. The player with the most matches wins.



Preview

Please log in to download the printable version of this worksheet.


or tape the picture card over the top so that it can be flipped up to reveal the word below.

4. Dry Erase Writing

Laminate the picture cards. Students can use dry erase markers to complete the words on the cards.

5. Alphabetical Order

Cut apart the word cards. Have students place them in a line, in alphabetical order.




glue




Preview

Please log in to download
the printable version of this worksheet.



glad



glasses



Preview

Please log in to download
the printable version of this worksheet.



glove