

Word Sliders

Bl- Words

Step 1



Print the penguin word slider on cardstock paper and cut out all the items along the bold black lines.

Step 2


Cut along the two dotted lines located on the penguin.

Step 3

Color your slider. Then weave the word strip through the penguin.



Preview
Please log in to download the printable version of this worksheet.



Word Sliders

Bl- Words

Bl- Words



ock

ink

ack

ue

ast



Preview

Please log in to download
the printable version of this worksheet.

ame

ank

oom