

# Word-Picture Match

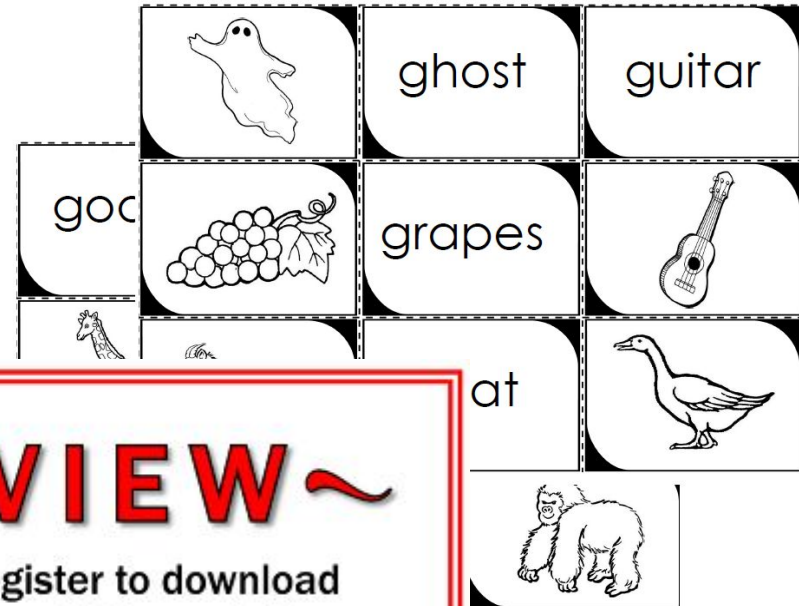
## /g/ Words

### Objective:

Students practice reading words that begin with the letter g.

### Materials:

Word and picture cards for the /g/ sound (pages 2-4)



### Set up:

Copy the

Cut the cards

### How to Play:

There are many ways to use these cards. Here are three possibilities.

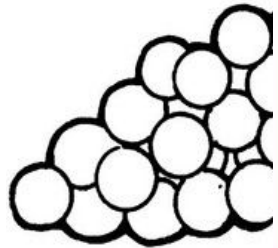
1. You may have students simply match the words and pictures. Have them spell and read the words as they do this.
2. Use the cards to play a memory-match game with 2 or more students. Flip the cards upside down. Students take turns flipping pairs of cards in an attempt to find a matching pair. Pairs of matching cards are kept by the player. The student with the most cards at the end of the game is the winner.
3. You may also want to use just the picture cards. Have the students spell the names of the items shown on paper, or with plastic letters.






ghost

guitar




 **~ PREVIEW ~** 

Please log in or register to download the printable version of this worksheet.



goat



goose

gift



~ **PREVIEW** ~

Please log in or register to download  
the printable version of this worksheet.

girl



gorilla

