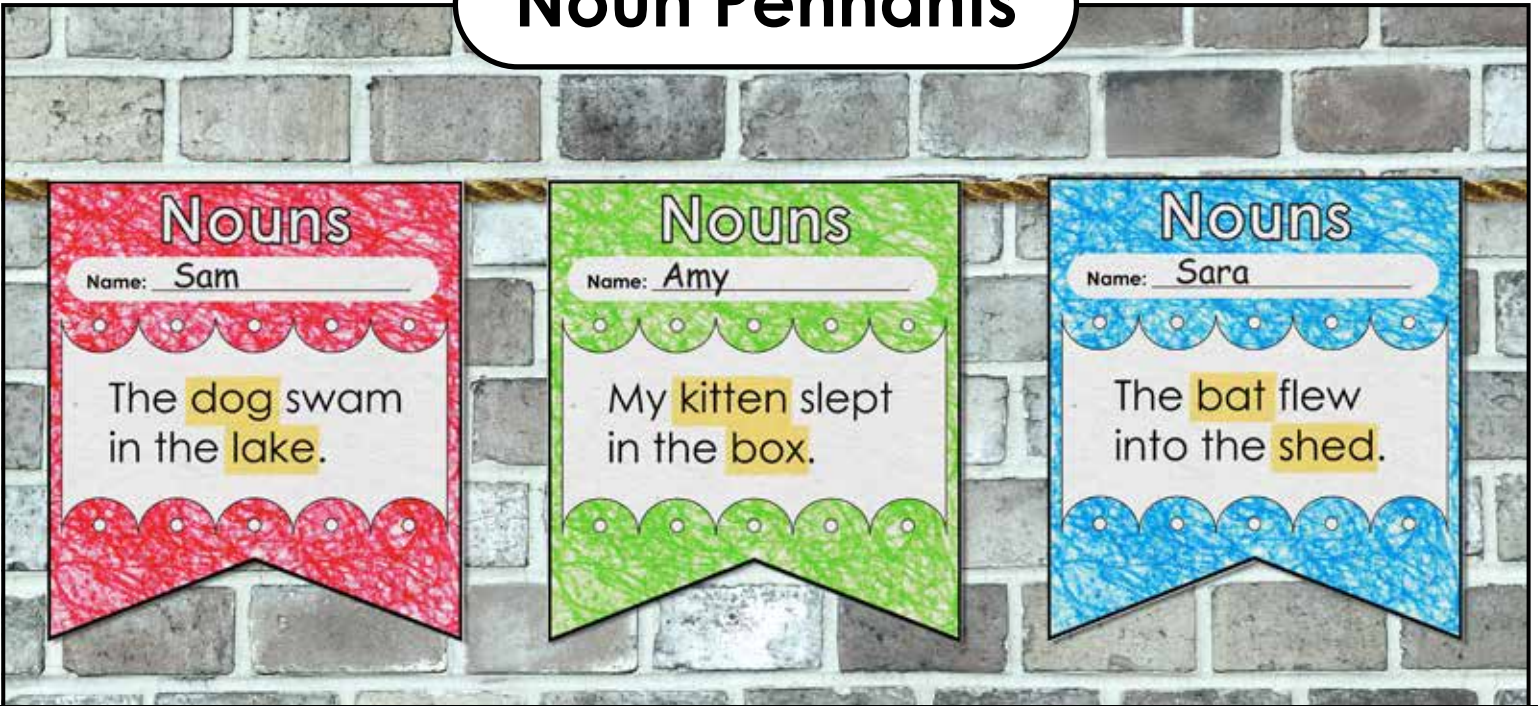

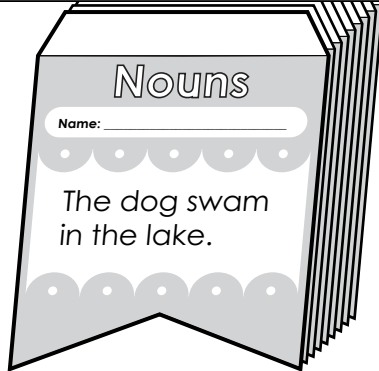



Noun Pennants



Preview

Please log in to download the printable version of this worksheet.





Fold along this line

Nouns

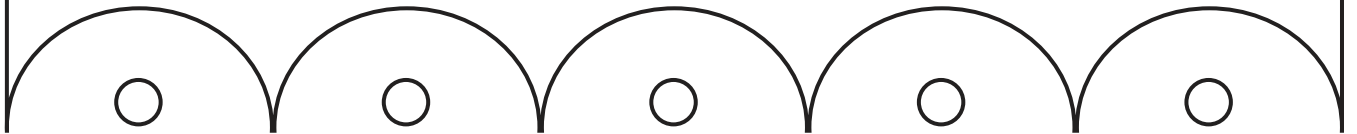
Name: _____



Preview

Please log in to download
the printable version of this worksheet.

THE FIRST TWO WORDS.



- Step 1:** Write your name.
- Step 2:** Use a marker to highlight **two** nouns in the sentence.
- Step 3:** Color the pennant.
- Step 4:** Cut out the pennant. Give it to your teacher.



Fold along this line

Nouns

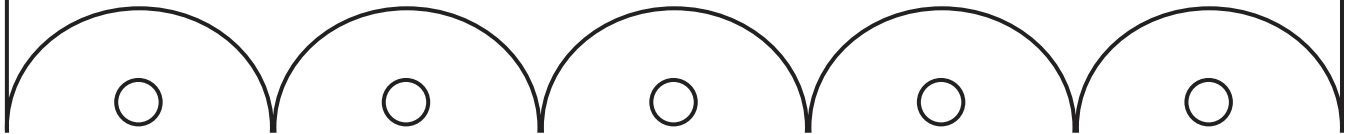
Name: _____



Preview

Please log in to download
the printable version of this worksheet.

THE END.



- Step 1:** Write your name.
- Step 2:** Use a marker to highlight **two** nouns in the sentence.
- Step 3:** Color the pennant.
- Step 4:** Cut out the pennant. Give it to your teacher.



Fold along this line

Nouns

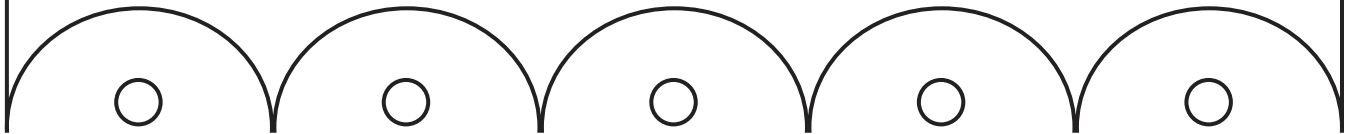
Name: _____



Preview

Please log in to download
the printable version of this worksheet.

into the street.



- Step 1:** Write your name.
- Step 2:** Use a marker to highlight **two** nouns in the sentence.
- Step 3:** Color the pennant.
- Step 4:** Cut out the pennant. Give it to your teacher.



Fold along this line

Nouns

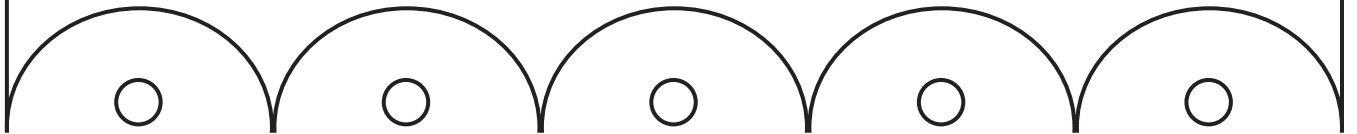
Name: _____



Preview

Please log in to download
the printable version of this worksheet.

the garage.



- Step 1:** Write your name.
- Step 2:** Use a marker to highlight **two** nouns in the sentence.
- Step 3:** Color the pennant.
- Step 4:** Cut out the pennant. Give it to your teacher.



Fold along this line

Nouns

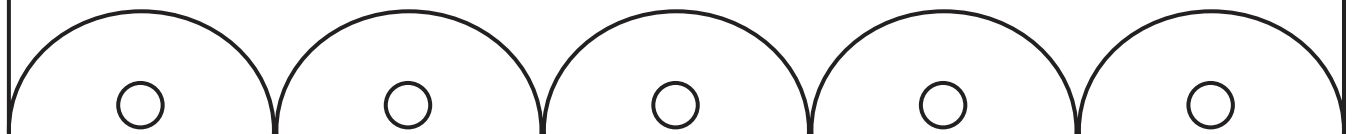
Name: _____



Preview

Please log in to download
the printable version of this worksheet.

Directions to open.



- Step 1:** Write your name.
- Step 2:** Use a marker to highlight **two** nouns in the sentence.
- Step 3:** Color the pennant.
- Step 4:** Cut out the pennant. Give it to your teacher.



Fold along this line

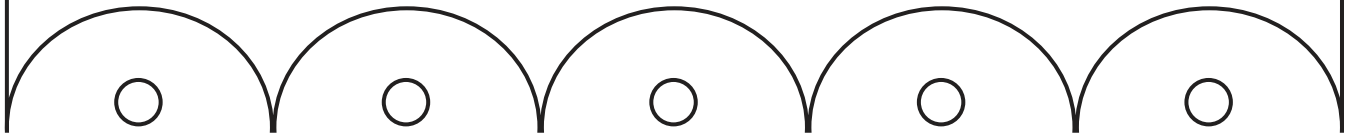
Nouns

Name: _____



Preview

Please log in to download
the printable version of this worksheet.



- Step 1:** Write your name.
- Step 2:** Use a marker to highlight **two** nouns in the sentence.
- Step 3:** Color the pennant.
- Step 4:** Cut out the pennant. Give it to your teacher.



Fold along this line

Nouns

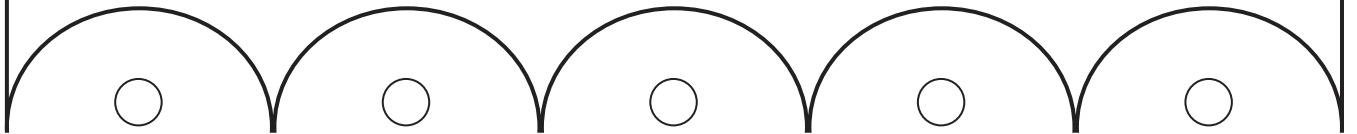
Name: _____



Preview

Please log in to download
the printable version of this worksheet.

Read the sentence.



- Step 1:** Write your name.
- Step 2:** Use a marker to highlight **two** nouns in the sentence.
- Step 3:** Color the pennant.
- Step 4:** Cut out the pennant. Give it to your teacher.



Fold along this line

Nouns

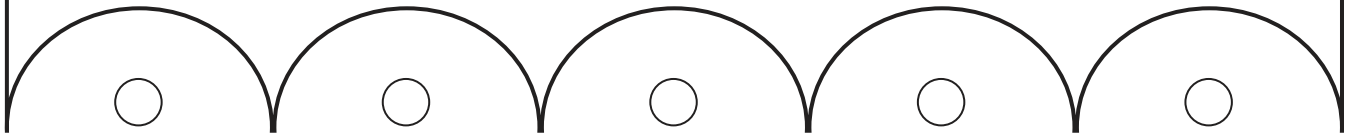
Name: _____



Preview

Please log in to download
the printable version of this worksheet.

LOOK INTO THE PENNANT.



- Step 1:** Write your name.
- Step 2:** Use a marker to highlight **two** nouns in the sentence.
- Step 3:** Color the pennant.
- Step 4:** Cut out the pennant. Give it to your teacher.



Fold along this line

Nouns

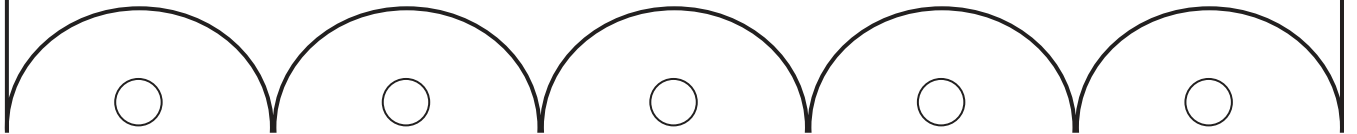
Name: _____



Preview

Please log in to download
the printable version of this worksheet.

gave him a sticker.



- Step 1:** Write your name.
- Step 2:** Use a marker to highlight **two** nouns in the sentence.
- Step 3:** Color the pennant.
- Step 4:** Cut out the pennant. Give it to your teacher.



Fold along this line

Nouns

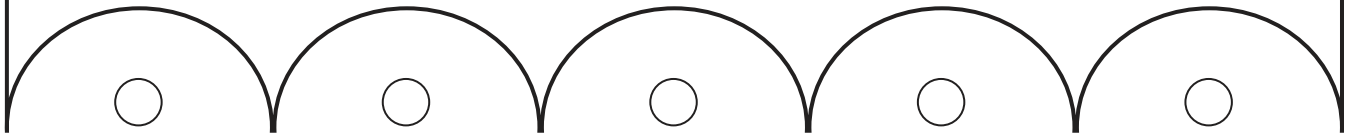
Name: _____



Preview

Please log in to download
the printable version of this worksheet.

...ing a ...ing.



- Step 1:** Write your name.
- Step 2:** Use a marker to highlight **two** nouns in the sentence.
- Step 3:** Color the pennant.
- Step 4:** Cut out the pennant. Give it to your teacher.



Fold along this line

Nouns

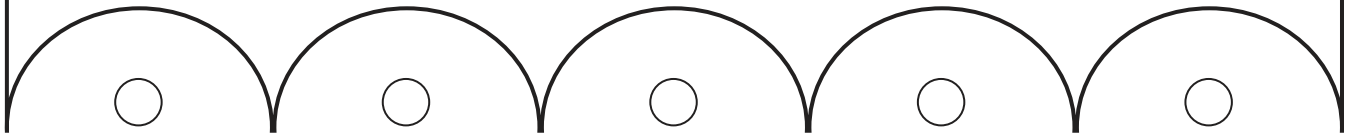
Name: _____



Preview

Please log in to download
the printable version of this worksheet.

Printable Pennant



- Step 1:** Write your name.
- Step 2:** Use a marker to highlight **two** nouns in the sentence.
- Step 3:** Color the pennant.
- Step 4:** Cut out the pennant. Give it to your teacher.



Fold along this line

Nouns

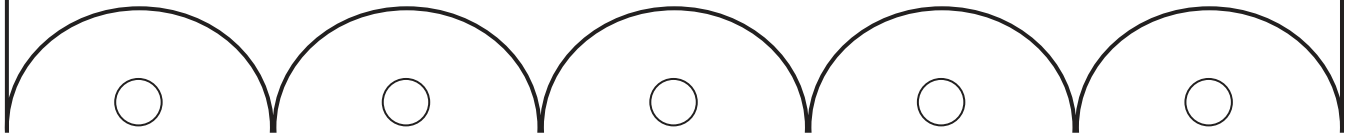
Name: _____



Preview

Please log in to download
the printable version of this worksheet.

are in my pocket.



- Step 1:** Write your name.
- Step 2:** Use a marker to highlight **two** nouns in the sentence.
- Step 3:** Color the pennant.
- Step 4:** Cut out the pennant. Give it to your teacher.



Fold along this line

Nouns

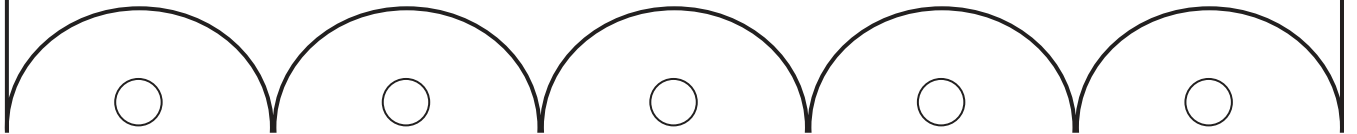
Name: _____



Preview

Please log in to download
the printable version of this worksheet.

It is the best.



- Step 1:** Write your name.
- Step 2:** Use a marker to highlight **two** nouns in the sentence.
- Step 3:** Color the pennant.
- Step 4:** Cut out the pennant. Give it to your teacher.



Fold along this line

Nouns

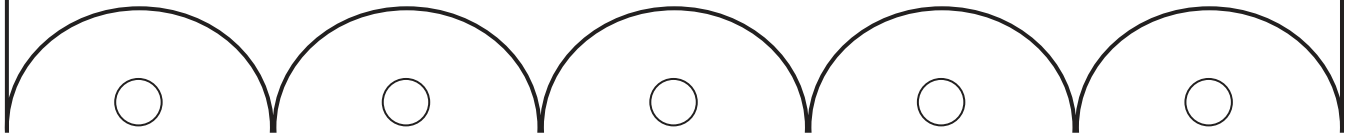
Name: _____



Preview

Please log in to download
the printable version of this worksheet.

house?



- Step 1:** Write your name.
- Step 2:** Use a marker to highlight **two** nouns in the sentence.
- Step 3:** Color the pennant.
- Step 4:** Cut out the pennant. Give it to your teacher.



Fold along this line

Nouns

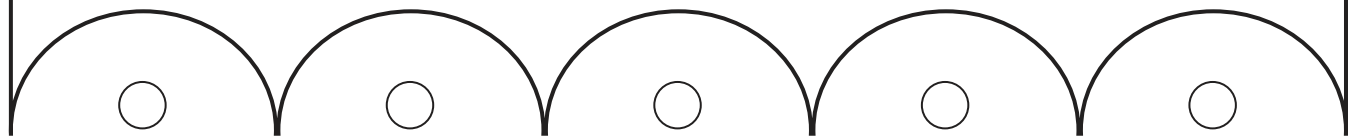
Name: _____




Preview

Please log in to download the printable version of this worksheet.

are a pennant.



- Step 1:** Write your name.
- Step 2:** Use a marker to highlight **two** nouns in the sentence.
- Step 3:** Color the pennant.
- Step 4:** Cut out the pennant. Give it to your teacher.



Fold along this line

Nouns

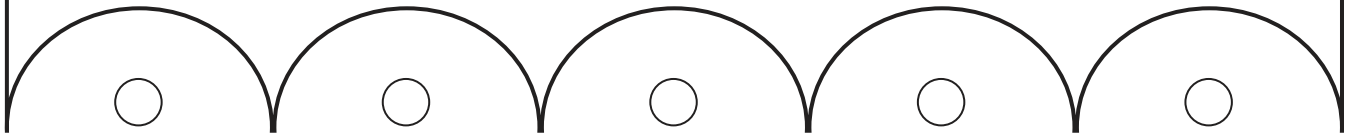
Name: _____



Preview

Please log in to download
the printable version of this worksheet.

a superhero flying.



- Step 1:** Write your name.
- Step 2:** Use a marker to highlight **two** nouns in the sentence.
- Step 3:** Color the pennant.
- Step 4:** Cut out the pennant. Give it to your teacher.



Fold along this line

Nouns

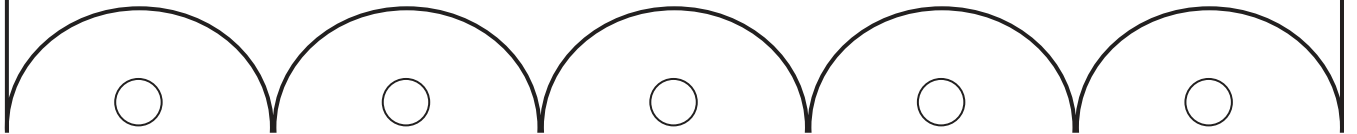
Name: _____



Preview

Please log in to download
the printable version of this worksheet.

Read the sentence.



- Step 1:** Write your name.
- Step 2:** Use a marker to highlight **two** nouns in the sentence.
- Step 3:** Color the pennant.
- Step 4:** Cut out the pennant. Give it to your teacher.



Fold along this line

Nouns

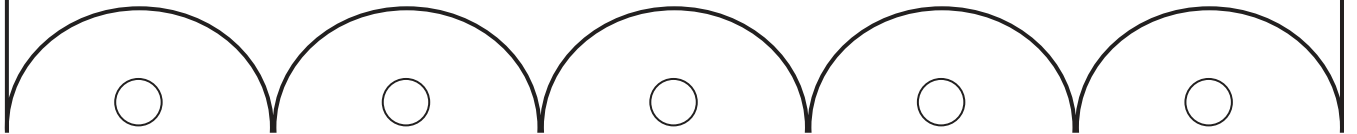
Name: _____



Preview

Please log in to download the printable version of this worksheet.

and a list.



- Step 1:** Write your name.
- Step 2:** Use a marker to highlight **two** nouns in the sentence.
- Step 3:** Color the pennant.
- Step 4:** Cut out the pennant. Give it to your teacher.



Fold along this line

Nouns

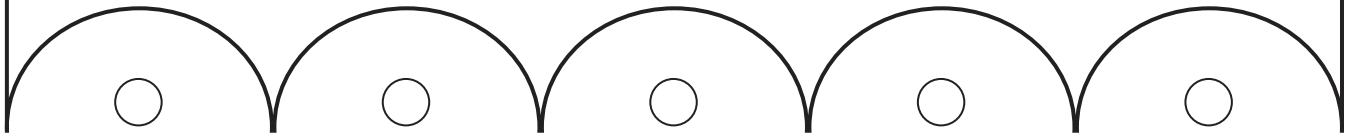
Name: _____



Preview

Please log in to download
the printable version of this worksheet.

cut out your pennant.



- Step 1:** Write your name.
- Step 2:** Use a marker to highlight **two** nouns in the sentence.
- Step 3:** Color the pennant.
- Step 4:** Cut out the pennant. Give it to your teacher.



Fold along this line

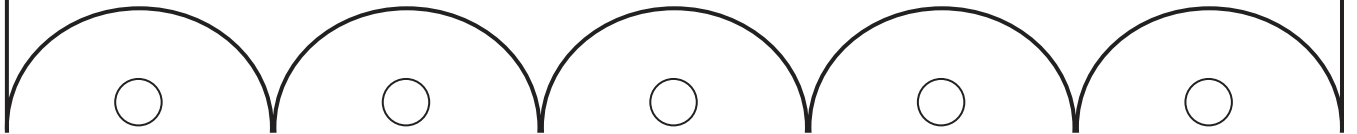
Nouns

Name: _____



Preview

Please log in to download
the printable version of this worksheet.



- Step 1:** Write your name.
- Step 2:** Use a marker to highlight **two** nouns in the sentence.
- Step 3:** Color the pennant.
- Step 4:** Cut out the pennant. Give it to your teacher.



Fold along this line

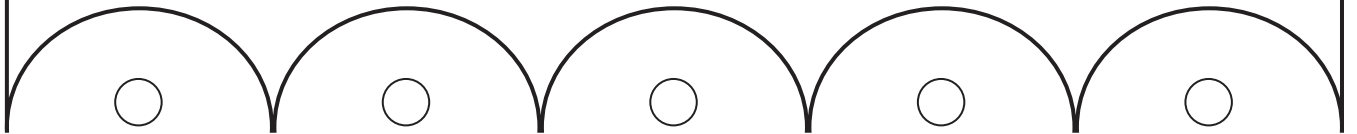
Nouns

Name: _____



Preview

Please log in to download
the printable version of this worksheet.



- Step 1:** Write your name.
- Step 2:** Use a marker to highlight **two** nouns in the sentence.
- Step 3:** Color the pennant.
- Step 4:** Cut out the pennant. Give it to your teacher.



Fold along this line

Nouns

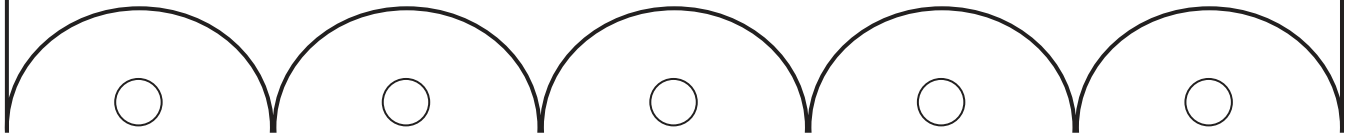
Name: _____



Preview

Please log in to download
the printable version of this worksheet.

pencil?



- Step 1:** Write your name.
- Step 2:** Use a marker to highlight **two** nouns in the sentence.
- Step 3:** Color the pennant.
- Step 4:** Cut out the pennant. Give it to your teacher.



Fold along this line

Nouns

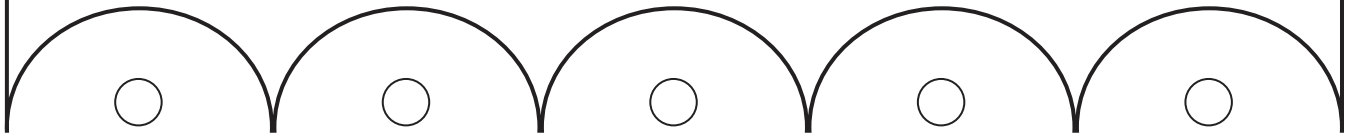
Name: _____



Preview

Please log in to download
the printable version of this worksheet.

backyard.



- Step 1:** Write your name.
- Step 2:** Use a marker to highlight **two** nouns in the sentence.
- Step 3:** Color the pennant.
- Step 4:** Cut out the pennant. Give it to your teacher.



Fold along this line

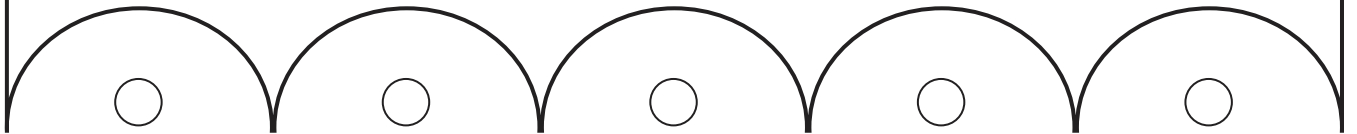
Nouns

Name: _____



Preview

Please log in to download
the printable version of this worksheet.



- Step 1:** Write your name.
- Step 2:** Use a marker to highlight **two** nouns in the sentence.
- Step 3:** Color the pennant.
- Step 4:** Cut out the pennant. Give it to your teacher.



Fold along this line

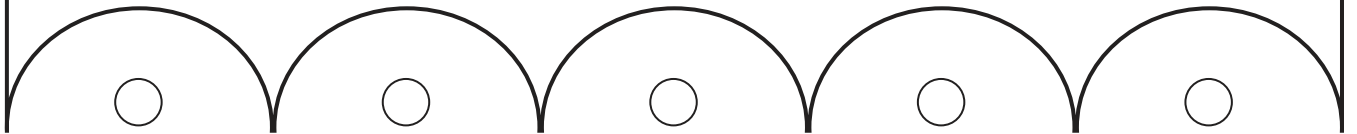
Nouns

Name: _____



Preview

Please log in to download
the printable version of this worksheet.



- Step 1:** Write your name.
- Step 2:** Use a marker to highlight **two** nouns in the sentence.
- Step 3:** Color the pennant.
- Step 4:** Cut out the pennant. Give it to your teacher.



Fold along this line

Nouns

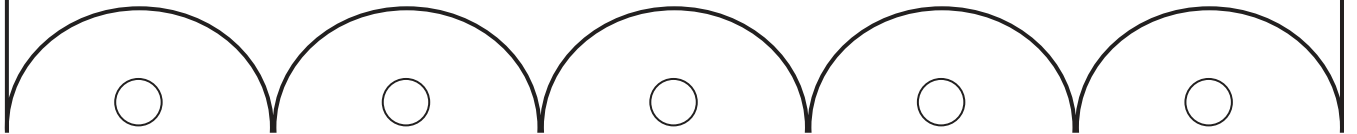
Name: _____



Preview

Please log in to download
the printable version of this worksheet.

an apple.



- Step 1:** Write your name.
- Step 2:** Use a marker to highlight **two** nouns in the sentence.
- Step 3:** Color the pennant.
- Step 4:** Cut out the pennant. Give it to your teacher.



Fold along this line

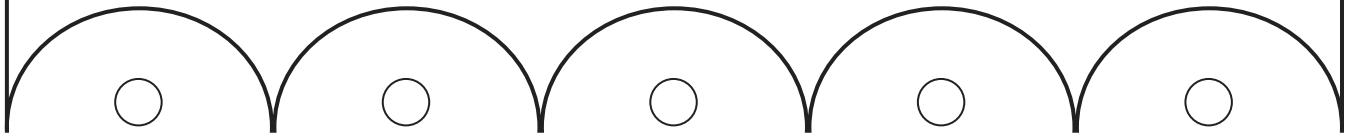
Nouns

Name: _____



Preview

Please log in to download
the printable version of this worksheet.



- Step 1:** Write your name.
- Step 2:** Use a marker to highlight **two** nouns in the sentence.
- Step 3:** Color the pennant.
- Step 4:** Cut out the pennant. Give it to your teacher.



Fold along this line

Nouns

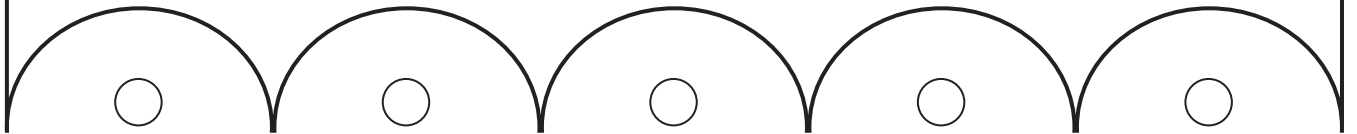
Name: _____



Preview

Please log in to download
the printable version of this worksheet.

wall.



- Step 1:** Write your name.
- Step 2:** Use a marker to highlight **two** nouns in the sentence.
- Step 3:** Color the pennant.
- Step 4:** Cut out the pennant. Give it to your teacher.



Fold along this line

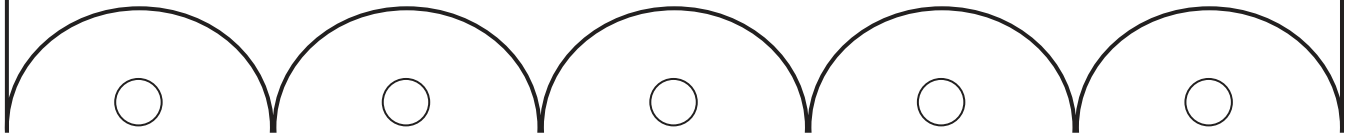
Nouns

Name: _____



Preview

Please log in to download
the printable version of this worksheet.



- Step 1:** Write your name.
- Step 2:** Use a marker to highlight **two** nouns in the sentence.
- Step 3:** Color the pennant.
- Step 4:** Cut out the pennant. Give it to your teacher.



Fold along this line

Nouns

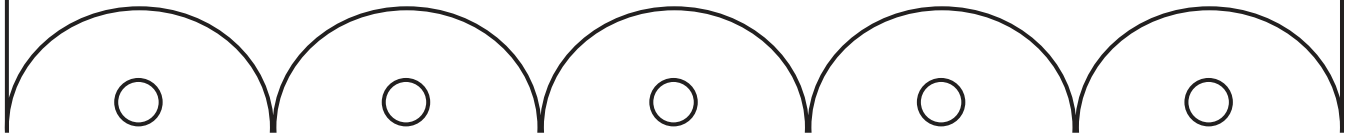
Name: _____



Preview

Please log in to download
the printable version of this worksheet.

bike?



- Step 1:** Write your name.
- Step 2:** Use a marker to highlight **two** nouns in the sentence.
- Step 3:** Color the pennant.
- Step 4:** Cut out the pennant. Give it to your teacher.