

# Word Slider

## Nonsense Words

### Step 1


Print both pages of this file on card stock. Cut out the picture and the word strip.

### Step 2

Make slits in the picture by cutting along the dotted lines in the center of the robot.


### Step 3

Color your slider. Weave the letter strip through the robot. Students can slide the strip up and down to view the nonsense words.



# Preview

Please log in to download the printable version of this worksheet.



# Word Slider


Nonsense Words



rin

hif

lal



## Preview

Please log in to download  
the printable version of this worksheet.

tuh

wel

bab

Nonsense Words