








Name: _____

River Riding



NOTE: In each section, do NOT connect the last point back to first point.


(X, Y)	(X, Y)	(X, Y)	(X, Y)
<input type="checkbox"/> (0, 1)	<input type="checkbox"/> (4, 17)	<input type="checkbox"/> (3, 18)	<input type="checkbox"/> (9, 5)
<input type="checkbox"/> (2, 3)	<input type="checkbox"/> (5, 16)	<input type="checkbox"/> (2, 17)	<input type="checkbox"/> (9, 19)
<input type="checkbox"/> (4, 3)	<input type="checkbox"/> (6, 17)	<input type="checkbox"/> (1, 18)	<input type="checkbox"/> (17, 6)
<input type="checkbox"/> (3, 2)			<input type="checkbox"/> (9, 6)
<input type="checkbox"/> (4, 1)			
	<input type="checkbox"/> (8, 5)	<input type="checkbox"/> (14, 5)	<input type="checkbox"/> (2, 16)
	<input type="checkbox"/> (9, 19)	<input type="checkbox"/> (14, 6)	<input type="checkbox"/> (3, 15)
<input type="checkbox"/> (24, 17)			<input type="checkbox"/> (4, 16)
<input type="checkbox"/> (24, 18)			
<input type="checkbox"/> (23, 19)	<input type="checkbox"/> (20, 1)		



~ PREVIEW ~

Please log in or register to download the printable version of this worksheet.

<input type="checkbox"/> (14, 11)	<input type="checkbox"/> (7, 5)
<input type="checkbox"/> (14, 18)	<input type="checkbox"/> (3, 5)
<input type="checkbox"/> (21, 6)	<input type="checkbox"/> (23, 5)
<input type="checkbox"/> (17, 6)	<input type="checkbox"/> (22, 3)
	


<input type="checkbox"/> (12, 1)
<input type="checkbox"/> (14, 3)
<input type="checkbox"/> (16, 3)
<input type="checkbox"/> (15, 2)
<input type="checkbox"/> (16, 1)




Now color your picture


Name: _____


Y



~ PREVIEW ~

Please log in or register to download the printable version of this worksheet.





~ PREVIEW ~

**Please log in or register to download
the printable version of this worksheet.**

