







Name: _____








King of Hip Hop!

Plot the points in each group and connect them in order with a line. When you come to a STOP sign, begin a new group connecting the points only in each group.

NOTE: In each group, do not connect the last point back to first point unless the last point in the group is the same point as the first.

<u>(X, Y)</u>	<u>(X, Y)</u>	<u>(X, Y)</u>	<u>(X, Y)</u>	<u>(X, Y)</u>
<input type="checkbox"/> (15, 17)	<input type="checkbox"/> (15, 9)	<input type="checkbox"/> (15, 7)	<input type="checkbox"/> (16, 14)	<input type="checkbox"/> (15, 14)
<input type="checkbox"/> (16, 17)	<input type="checkbox"/> (20, 10)	<input type="checkbox"/> (16, 7)	<input type="checkbox"/> (16, 11)	<input type="checkbox"/> (17, 14)
<input type="checkbox"/> (16, 16)		<input type="checkbox"/> (16, 8)	<input type="checkbox"/> (14, 9)	<input type="checkbox"/> (19, 15)
<input type="checkbox"/> (15, 17)	<input type="checkbox"/> (14, 21)	<input type="checkbox"/> (15, 9)	<input type="checkbox"/> (14, 8)	<input type="checkbox"/> (19, 16)
	<input type="checkbox"/> (15, 23)	<input type="checkbox"/> (16, 11)	<input type="checkbox"/> (15, 7)	<input type="checkbox"/> (18, 17)
<input type="checkbox"/> (19, 2)	<input type="checkbox"/> (16, 21)		<input type="checkbox"/> (15, 6)	<input type="checkbox"/> (16, 18)
<input type="checkbox"/> (17, 4)	<input type="checkbox"/> (16, 19)	<input type="checkbox"/> (6, 2)	<input type="checkbox"/> (13, 6)	<input type="checkbox"/> (14, 18)
<input type="checkbox"/> (16, 4)	<input type="checkbox"/> (15, 18)	<input type="checkbox"/> (14, 4)	<input type="checkbox"/> (13, 7)	
<input type="checkbox"/> (14, 3)		<input type="checkbox"/> (14, 2)		<input type="checkbox"/> (6, 13)



<input type="checkbox"/> (2, 10)	<input type="checkbox"/> (6, 15)		<input type="checkbox"/> (13, 3)	
<input type="checkbox"/> (3, 11)	<input type="checkbox"/> (4, 13)	<input type="checkbox"/> (12, 7)		<input type="checkbox"/> (11, 3)
<input type="checkbox"/> (4, 11)	<input type="checkbox"/> (4, 11)	<input type="checkbox"/> (13, 7)		<input type="checkbox"/> (11, 2)
<input type="checkbox"/> (5, 10)		<input type="checkbox"/> (12, 9)		
		<input type="checkbox"/> (13, 11)		
				

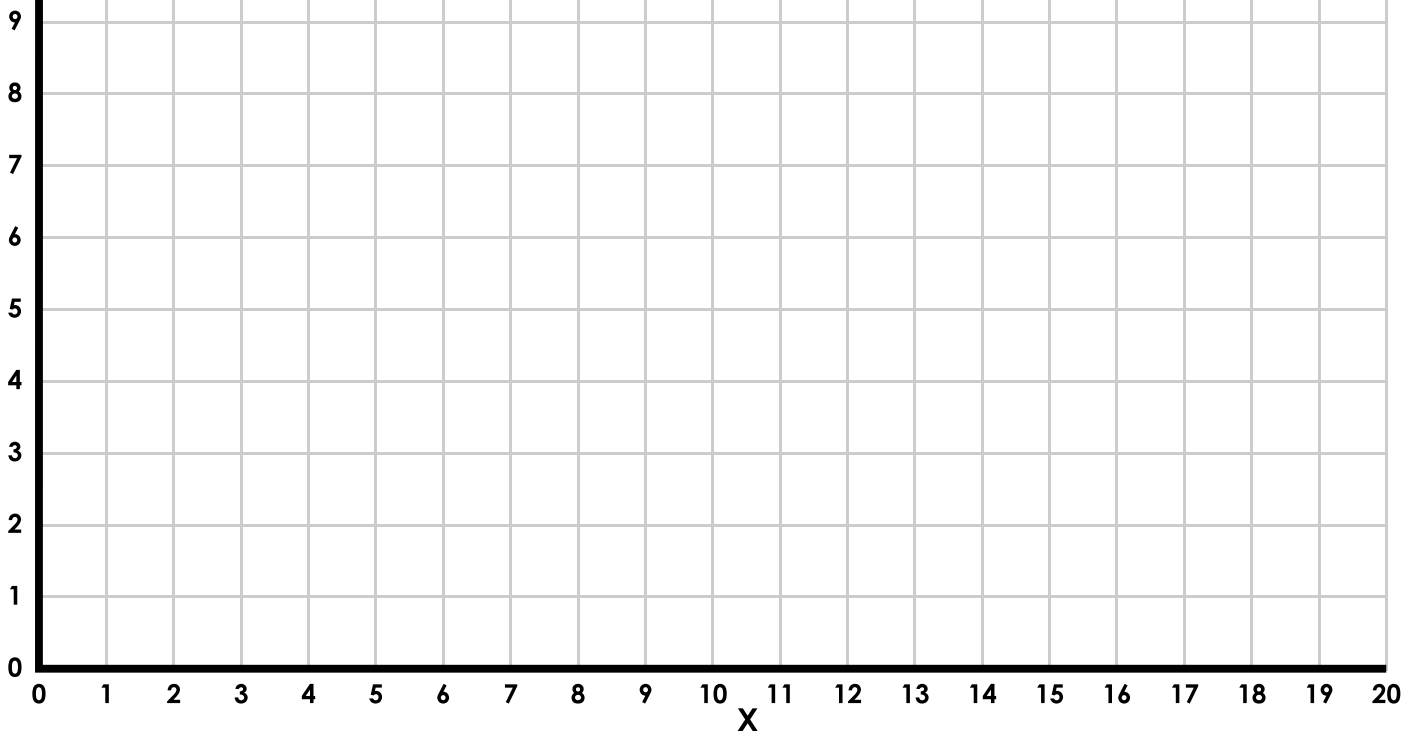
Now color your picture

Name: _____

King of Hip Hop!



Preview
Please log in to download
the printable version of this worksheet.



King of Hip Hop!



Preview

Please log in to download the printable version of this worksheet.

