



Name: _____

Hatch Ya Later!

NOTE: In each section, do NOT connect the last point back to first point.

<u>(X, Y)</u>	<u>(X, Y)</u>	<u>(X, Y)</u>	<u>(X, Y)</u>	<u>(X, Y)</u>
<input type="checkbox"/> (1, 19)	<input type="checkbox"/> (0, 3)	<input type="checkbox"/> (6, -8)	<input type="checkbox"/> (4, 11)	<input type="checkbox"/> (6, 13)
<input type="checkbox"/> (4, 18)	<input type="checkbox"/> (4, 7)	<input type="checkbox"/> (8, -15)	<input type="checkbox"/> (4, 10)	<input type="checkbox"/> (7, 10)
<input type="checkbox"/> (8, 14)	<input type="checkbox"/> (6, 3)	<input type="checkbox"/> (11, -17)	<input type="checkbox"/> (3, 10)	<input type="checkbox"/> (8, 6)
<input type="checkbox"/> (6, 13)	<input type="checkbox"/> (8, 6)	<input type="checkbox"/> (10, -18)	<input type="checkbox"/> (3, 11)	
<input type="checkbox"/> (5, 12)	<input type="checkbox"/> (9, 7)	<input type="checkbox"/> (8, -16)	<input type="checkbox"/> (4, 11)	
<input type="checkbox"/> (3, 14)	<input type="checkbox"/> (10, 2)	<input type="checkbox"/> (8, -19)		
<input type="checkbox"/> (1, 12)	<input type="checkbox"/> (10, -1)	<input type="checkbox"/> (7, -19)		
<input type="checkbox"/> (-2, 14)	<input type="checkbox"/> (9, -4)	<input type="checkbox"/> (7, -16)		<u>(X, Y)</u>



Preview

Please log in to download
the printable version of this worksheet.

- (-10, 2)
- (-8, 7)
- (-7, 6)
- (-5, 4)
- (-3, 7)
- (0, 3)



- (-5, -9)
- (-7, -15)
- (-4, -17)
- (-5, -18)
- (-7, -16)
- (-7, -19)
- (-8, -19)
- (-8, -16)
- (-10, -18)
- (-11, -17)
- (-8, -15)
- (-6, -8)



(X, Y)

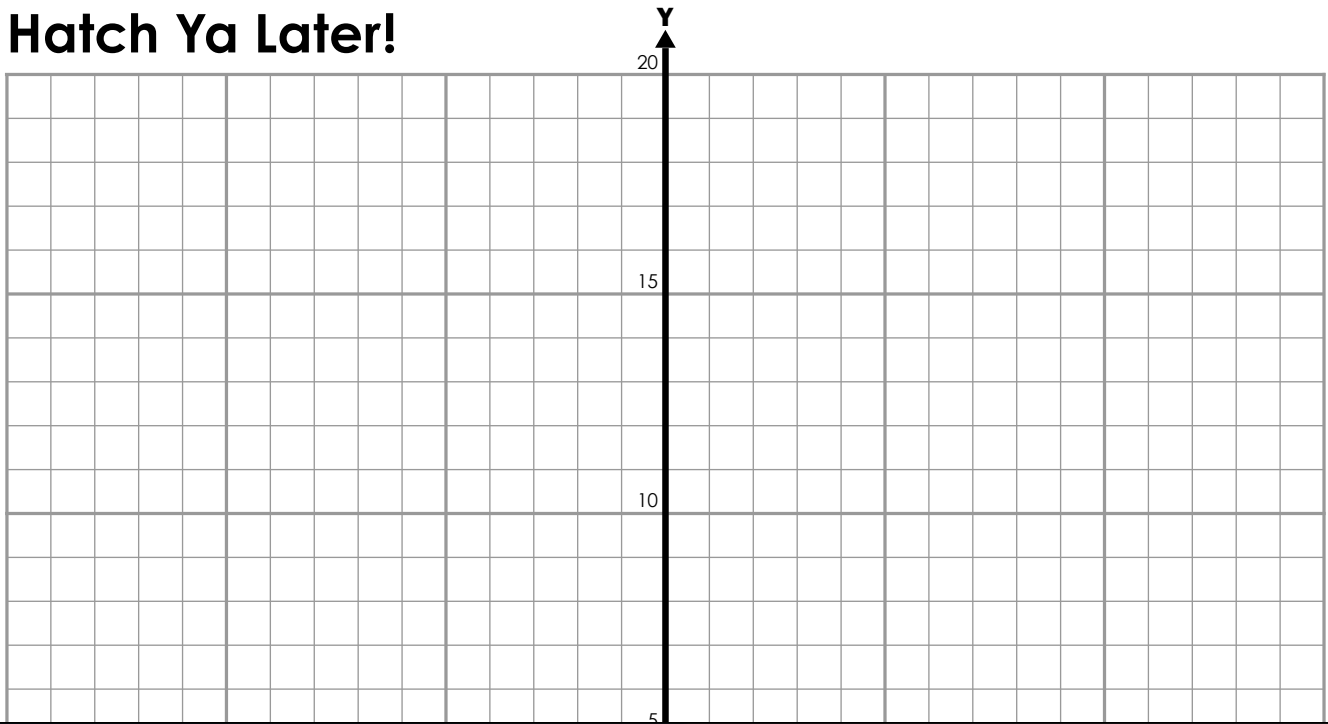
- (3, 9)
- (1, 6)
- (-1, 9)
- (3, 9)



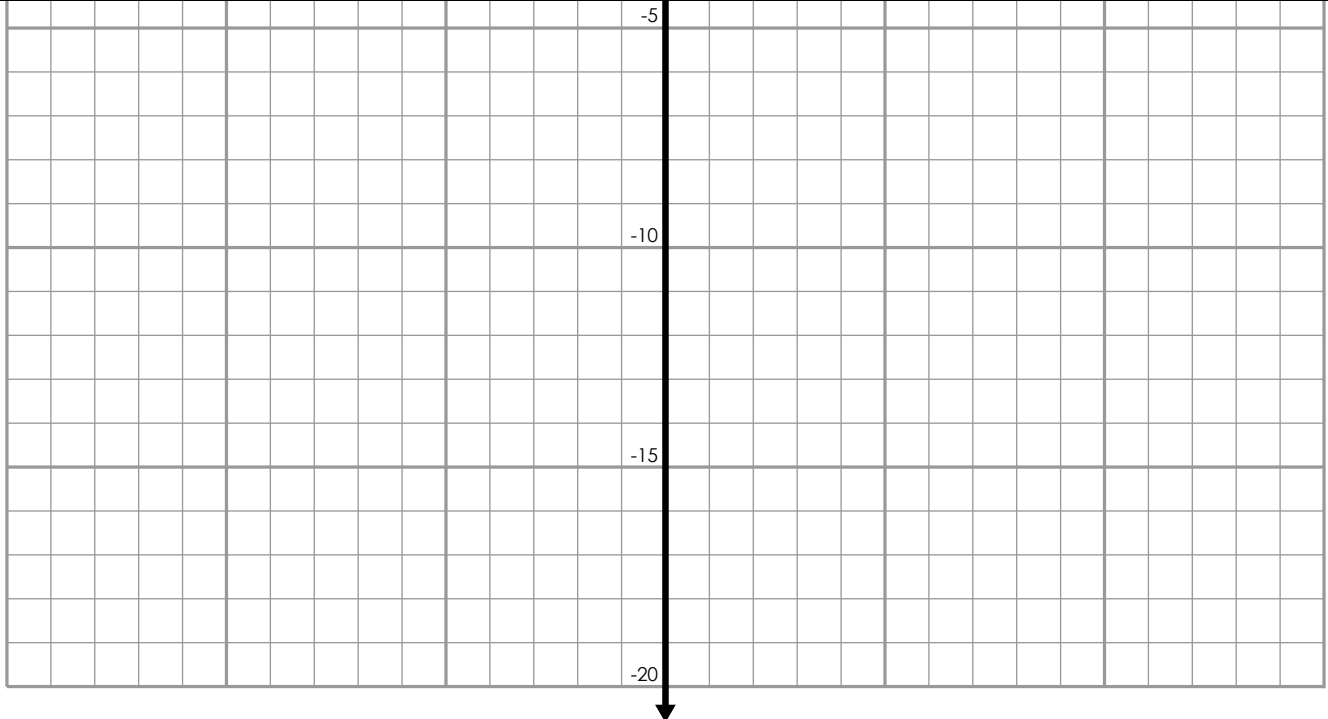
Now color your picture.

Name: _____

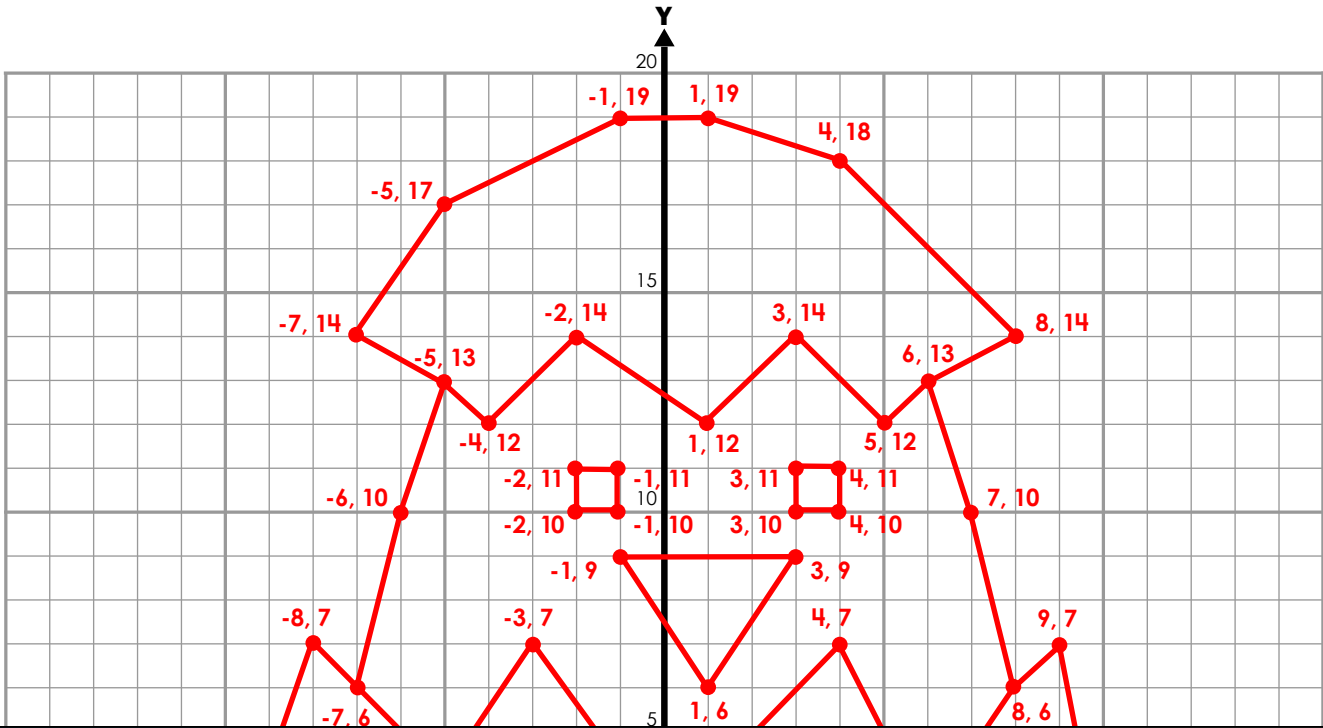
Hatch Ya Later!



Preview
Please log in to download
the printable version of this worksheet.



ANSWER KEY



Preview

Please log in to download the printable version of this worksheet.

