

Name: \_\_\_\_\_

## Graphing Two-Step Inequalities

Solving inequalities follows the same procedure as solving equations **except** when multiplying or dividing by a negative integer, the inequality symbol flips.

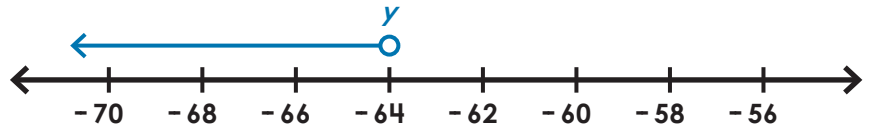
Solutions can be graphed on a number line.

example:  $\frac{y}{-8} + 15 > 23$

$$\frac{y}{-8} + 15 > 23$$
$$\frac{y}{-8} - 15 > 23 - 15$$

$$(-8) \frac{y}{-8} > 8 (-8)$$

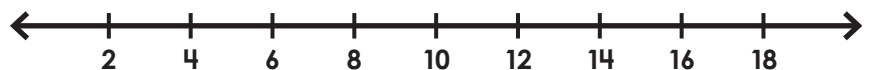
$$y < -64$$



# Preview

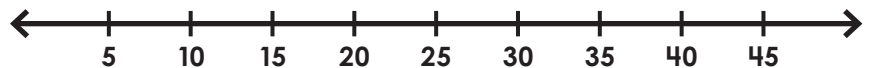
Please log in to download  
the printable version of this worksheet.

2.  $13 + 5m > 43$



\_\_\_\_\_

3.  $15 - 3x < -60$



\_\_\_\_\_

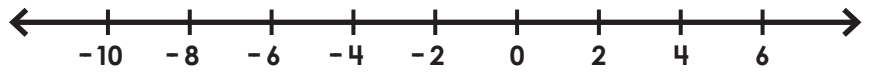
## Graphing Two-Step Inequalities

4.  $12c + 9 \geq 81$



\_\_\_\_\_

5.  $16 - 9w \leq 70$



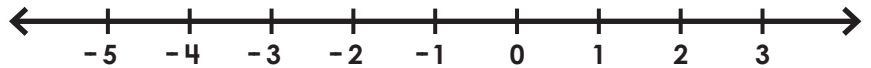
\_\_\_\_\_



# Preview

Please log in to download  
the printable version of this worksheet.

7.  $4y + 11 \leq 3$



\_\_\_\_\_

8.  $-\frac{b}{5} + 3 \geq 6$



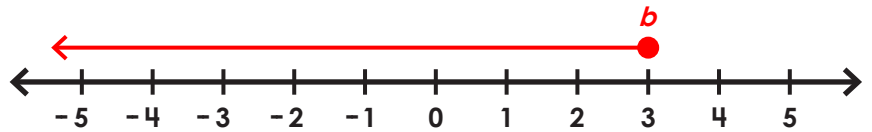
\_\_\_\_\_

# ANSWER KEY

## Graphing Two-Step Inequalities

1.  $-2 \leq -3b + 7$

$b \leq 3$



# Preview

Please log in to download the printable version of this worksheet.



8.  $-\frac{b}{5} + 3 \geq 6$

$b \leq -15$

