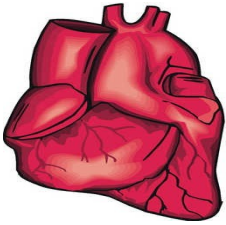
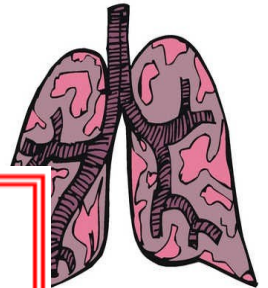
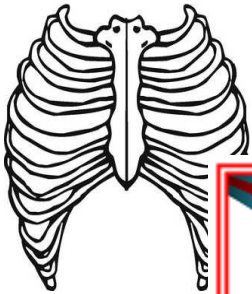
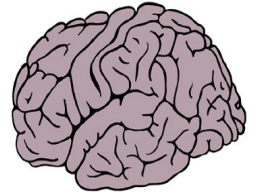


Name: _____

Human Body Word Search Puzzle



L N C E N X H H R A M E P A S
U I O I N C I I E U U A L E E
N P E S A I B D S A N R E H V
G V D M E S P C N C R S S C R
S T O N S I L S R E M T O A E
D T B E Y E S E R O P I P R N
S Y R E T R A S U I F P H T U



PREVIEW

Please log in or register to download
the printable version of this worksheet.

N I A R B F G H N Ñ V Z V T Y

APPENDIX

ARTERY

BLOOD

BONES

BRAIN

EARS

ESOPHAGUS

EYES

GLANDS

HEART

JOINT

KIDNEY

LARGE INTESTINE

LIGAMENT

LIVER

LUNGS

MOUTH

MUSCLE

NERVES

NOSE

PANCREAS

RIBS

SKIN

SMALL INTESTINE

SPINE

SPLEEN

STOMACH

TONSILS

TRACHEA

VEIN