

Name: _____

Cloze

Visual Displays of Data

Word Bank

bar graph

box plot

circle graph

dot plot

frequency table

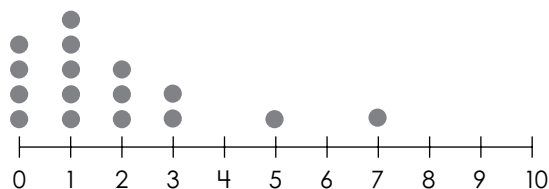
histogram

line graph

stem-and-leaf plot

Use the correct term from the bank to label each type of data display.

1. Number of Siblings



term: _____

2. Annual Rainfall

Data:

29, 32, 33,

33, 38, 37,

39, 40, 41

2

9

3

2

3

3

7

8

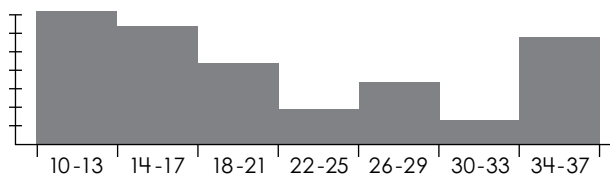
9

4

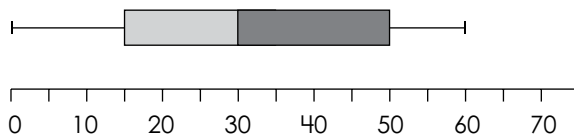
0

1

term: _____

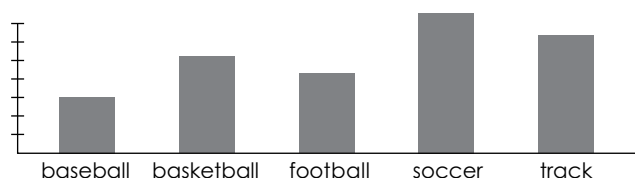


term: _____




term: _____

7. Favorite Sport



term: _____

8. Sales



term: _____

ANSWER KEY

Visual Displays of Data

Word Bank

bar graph

box plot

circle graph

dot plot

frequency table

histogram

line graph

stem-and-leaf plot

Use the correct term from the bank to label each type of data display.

1. Number of Siblings

2. Annual Rainfall

Preview

Please log in to download
the printable version of this worksheet.



baseball basketball football soccer track

J F M A M J J A S O N D

term: bar graph

term: line graph