



Name: \_\_\_\_\_

## Pie Graph

Mr. Sobieski asked his class to vote on where they would most like to go on a field trip. The choices he gave them were: history museum, science museum, art gallery, and nature preserve. All 30 students cast one vote each. The pie graph below shows the results.



Complete the table below to show how many votes each choice received.


Destination	Number of Votes
History Museum	
Science Museum	
Art Gallery	
Nature Preserve	

1. How many more students chose the history museum than the science museum? 1. \_\_\_\_\_
2. How many students chose the nature preserve or the art gallery? 2. \_\_\_\_\_

# ANSWER KEY

## Pie Graph

Mr. Sobieski asked his class to vote on where they would most like to go on a field trip. The choices he gave them were: history museum, science museum, art gallery, and nature preserve. All 30 students cast one vote each. The pie graph below shows the results.



Complete the table below to show how many votes each choice received.

Destination	Number of Votes
History Museum	9
Science Museum	3
Art Gallery	3
Nature Preserve	15

- How many more students chose the history museum than the science museum? 1. 6
- How many students chose the nature preserve or the art gallery? 2. 18