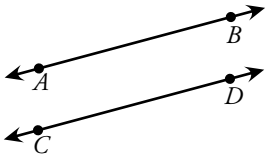


Name: _____

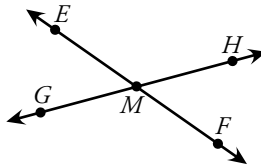
Parallel, Intersecting, and Perpendicular

Parallel Lines



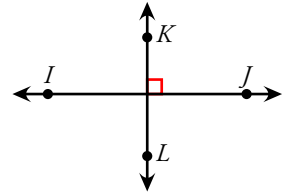
\overleftrightarrow{AB} and \overleftrightarrow{CD} are **parallel lines**.
They never cross, even if they are extended.

Intersecting Lines



\overleftrightarrow{EF} and \overleftrightarrow{GH} are **intersecting lines**.
They cross each other at point M .

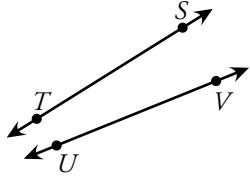
Perpendicular Lines



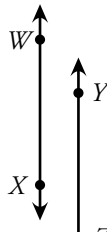
\overleftrightarrow{IJ} and \overleftrightarrow{KL} are **perpendicular lines**.
They form right angles where they cross.

Write **parallel** or **not parallel** for each.

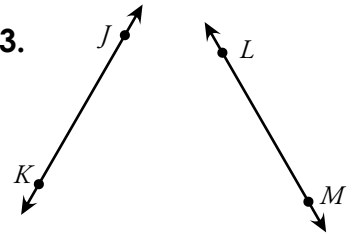
1.



2.



3.



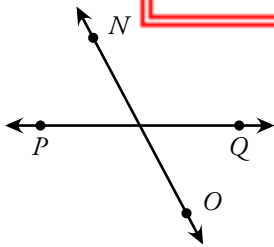
Write **parallel**



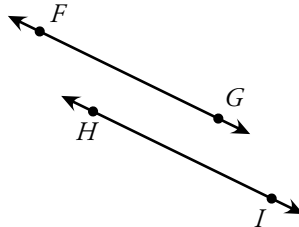
PREVIEW

Please log in or register to download the printable version of this worksheet.

4.



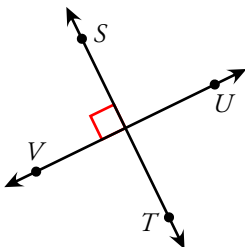
5.



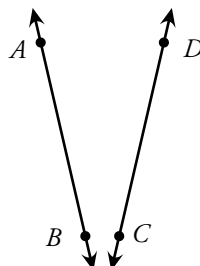
6.



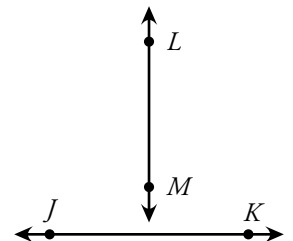
7.



8.



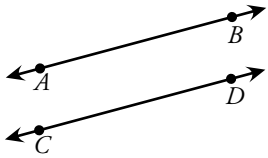
9.



ANSWER KEY

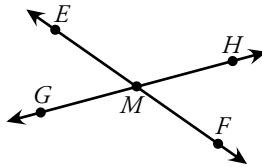
Parallel, Intersecting, and Perpendicular

Parallel Lines



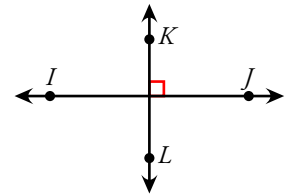
\overleftrightarrow{AB} and \overleftrightarrow{CD} are **parallel lines**. They never cross, even if they are extended.

Intersecting Lines



\overleftrightarrow{EF} and \overleftrightarrow{GH} are **intersecting lines**. They cross each other at point M .

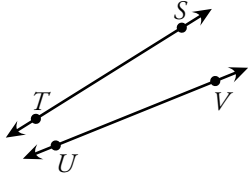
Perpendicular Lines



\overleftrightarrow{IJ} and \overleftrightarrow{KL} are **perpendicular lines**. They form right angles where they cross.

Write **parallel** or **not parallel** for each.

1.



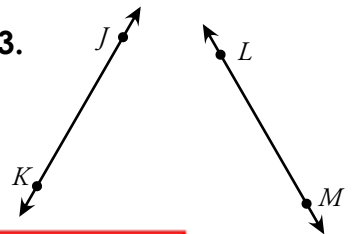
NOT PA

2.



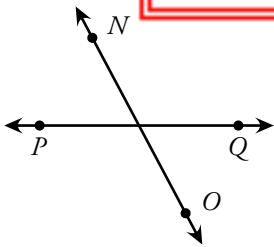
PARALLEL

3.



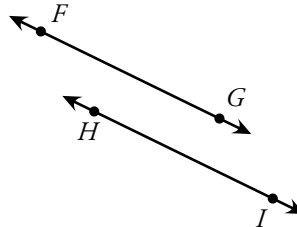
Write **parallel**

4.



INTERSECTING

5.



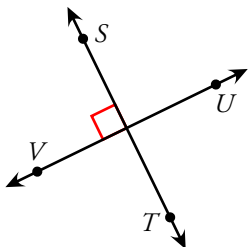
PARALLEL

6.



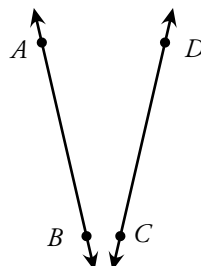
INTERSECTING

7.



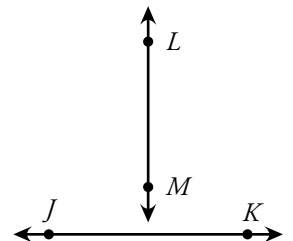
PERPENDICULAR

8.



INTERSECTING

9.



PERPENDICULAR



PREVIEW

Please log in or register to download the printable version of this worksheet.