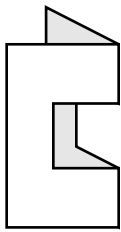
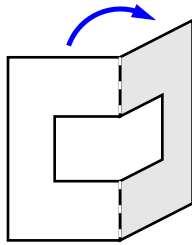


Name: \_\_\_\_\_

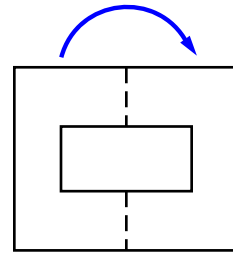
# Line of Symmetry



This shape has been folded on a line of symmetry.



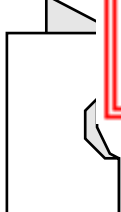
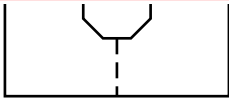
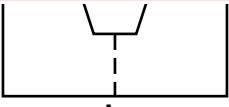
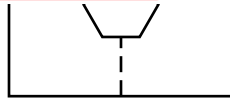
Unfold it along the line of symmetry to find the shape.


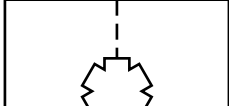
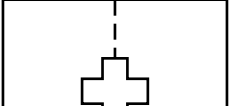
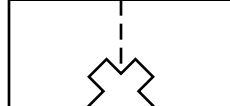




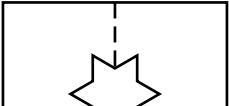
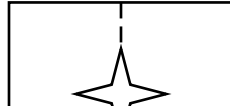
Unfolded, the shape is a rectangle. The folded line of symmetry is marked by a dashed line.

The pictures on the left have been folded on a line of symmetry. Circle the shape you would see when each paper is unfolded.

1.    

2.    

3.    

4.    

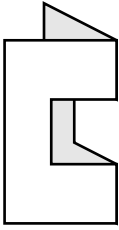


**PREVIEW**

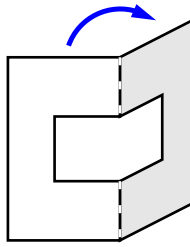
Please log in or register to download the printable version of this worksheet.

# ANSWER KEY

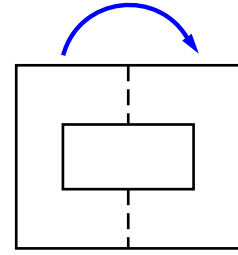
## Line of Symmetry



This shape has been folded on a line of symmetry.



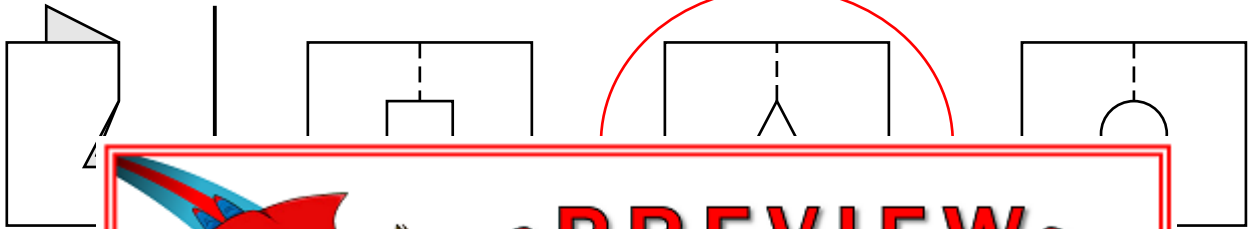
Unfold it along the line of symmetry to find the shape.



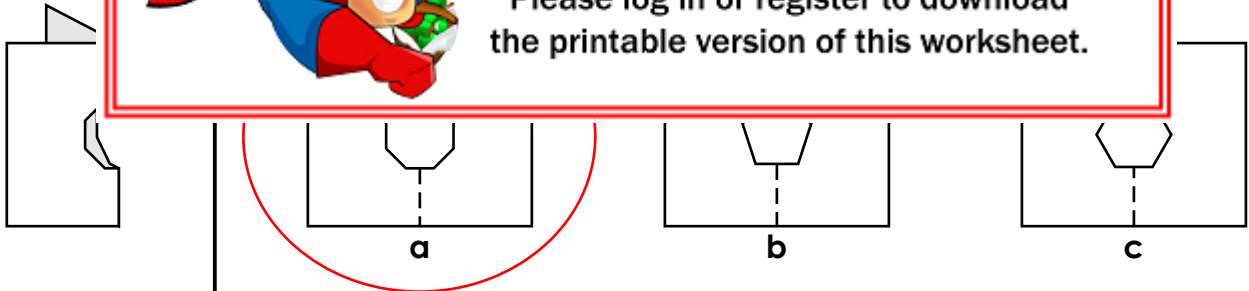
Unfolded, the shape is a rectangle. The folded line of symmetry is marked by a dashed line.

The pictures on the left have been folded on a line of symmetry. Circle the shape you would see when each paper is unfolded.

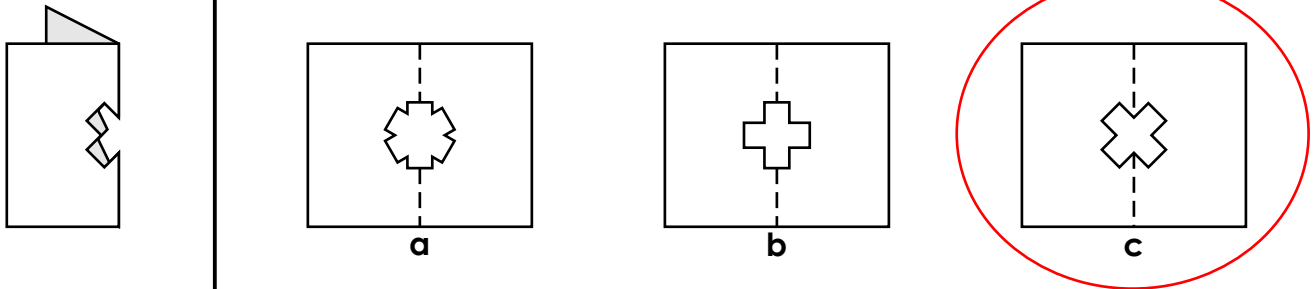
1.



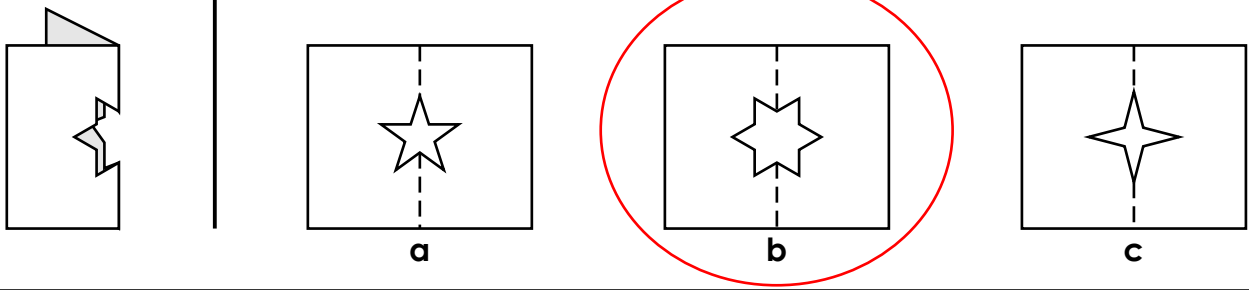
2.



3.



4.



**PREVIEW**

Please log in or register to download the printable version of this worksheet.