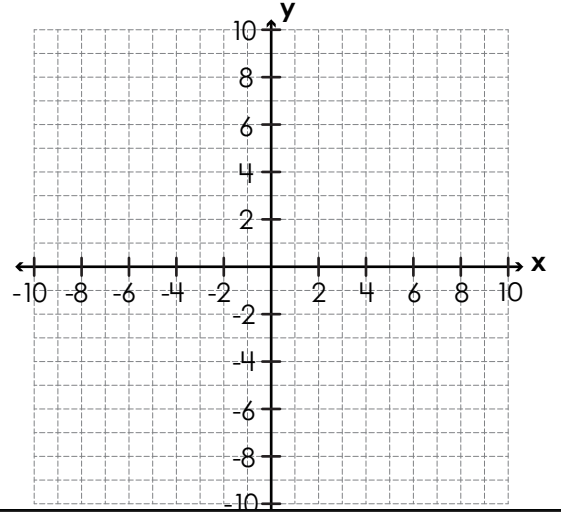


Name: _____

Coordinate Grid Area: Composite Polygons

Plot, label, and connect the vertices to make a figure. Then tell the figure's area in units.

1. $A(-8, 9)$, $B(-5, 9)$, $C(-5, 6)$, $D(-2, 6)$, $E(-2, 1)$, $F(-8, 1)$



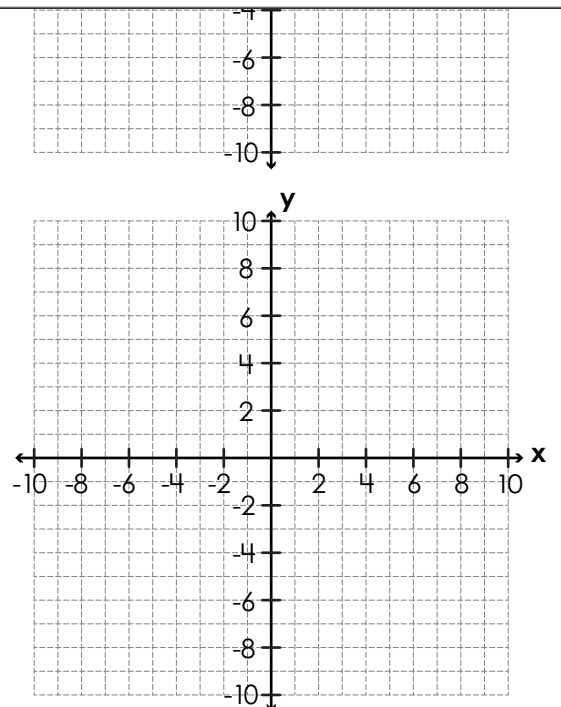
area = _____ units²



Preview
Please log in to download
the printable version of this worksheet.

area = _____ units²

3. $P(1, 6)$, $Q(5, 6)$, $R(5, 0)$, $S(8, 0)$, $T(8, -5)$, $U(1, -5)$

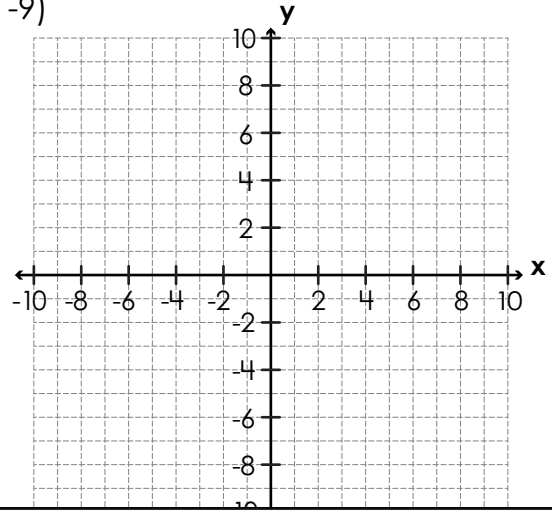


area = _____ units²

Name: _____

Coordinate Grid Area: Composite Polygons

4. $L(-9, -2), M(2, -2), N(2, -6), O(-2, -6), P(-2, -9), Q(-9, -9)$



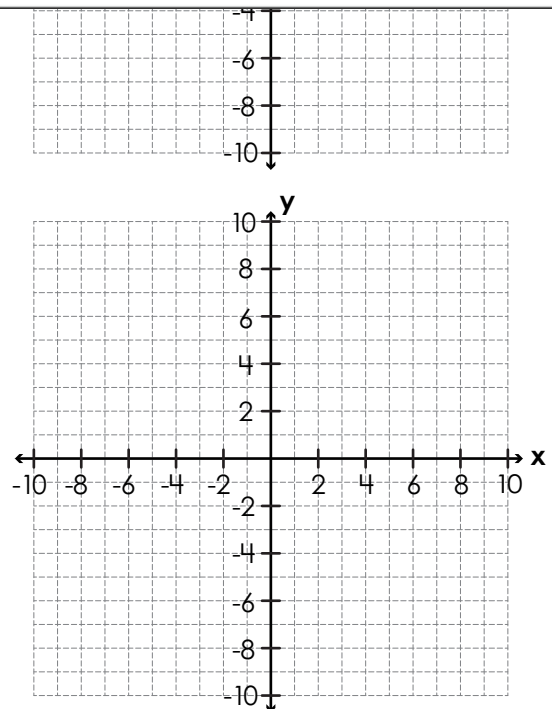
area = _____ units²



Preview
Please log in to download
the printable version of this worksheet.

area = _____ units²

★ $E(-5, 6), F(5, 1), G(5, -6), H(-5, -6)$



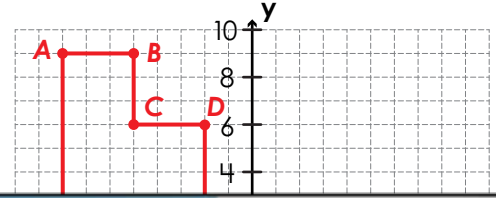
area = _____ units²

ANSWER KEY

Coordinate Grid Area: Composite Polygons

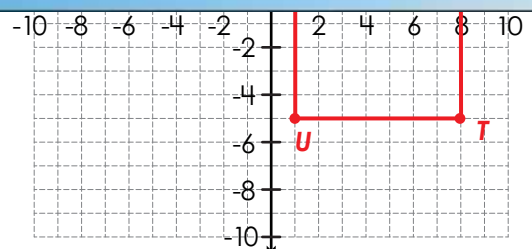
Plot, label, and connect the vertices to make a figure. Then tell the figure's area in units.

1. $A(-8, 9)$, $B(-5, 9)$, $C(-5, 6)$, $D(-2, 6)$, $E(-2, 1)$, $F(-8, 1)$



Preview

Please log in to download
the printable version of this worksheet.

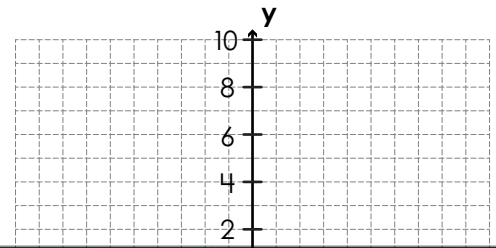


area = **59** units²

ANSWER KEY

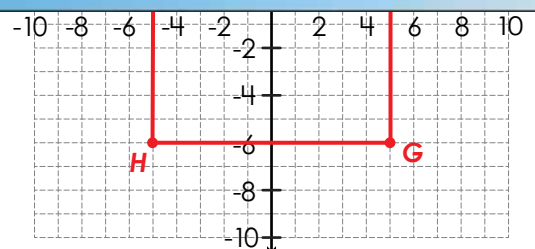
Coordinate Grid Area: Composite Polygons

4. $L(-9, -2), M(2, -2), N(2, -6), O(-2, -6), P(-2, -9), Q(-9, -9)$



Preview

Please log in to download the printable version of this worksheet.



area = 95 units²