

Name: _____

Frequency Tables and Histograms

Match each frequency table with the histogram that displays the same data set by writing the corresponding letter on the line. Cross out the histogram that does not match any table.

1. _____

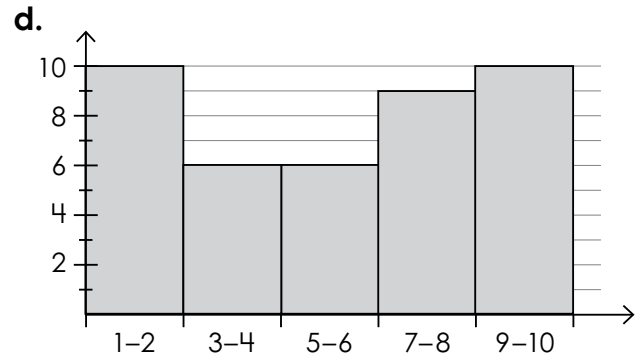
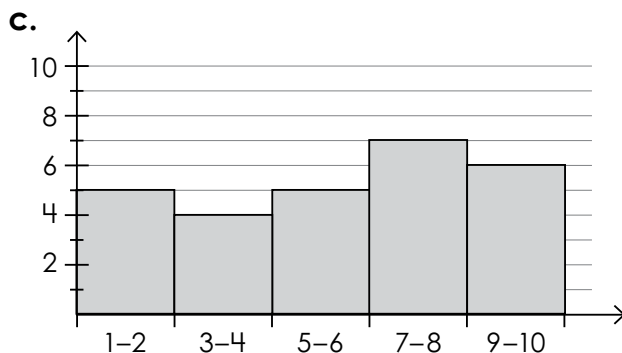
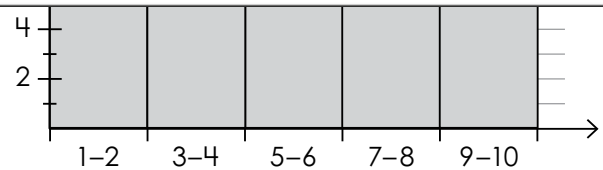
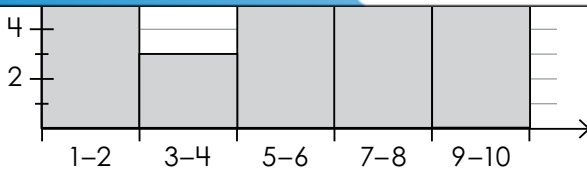
value	frequency
1	7
2	3
3	3
4	3
5	4
6	2
7	8

2. _____

value	frequency
1	3
2	2
3	0
4	3
5	4
6	4
7	1

3. _____

value	frequency
1	1
2	4
3	2
4	2
5	2
6	3
7	4



ANSWER KEY

Frequency Tables and Histograms

Match each frequency table with the histogram that displays the same data set by writing the corresponding letter on the line. Cross out the histogram that does not match any table.

Preview

Please log in to download
the printable version of this worksheet.

